



REPUBLIC OF KENYA

**REQUEST FOR BIDS
(WORKS)**

EMPLOYER:

MINISTRY OF EDUCATION

P.O BOX 30040-00100

Nairobi

Email: ppo@education.go.ke

PROJECT:

**DEVELOPMENT OF SCHOOLS INFRASTRUCTURE IN
NYAMIRA COUNTY PROJECT (DSINCP)**

CONTRACT TITLE:

**SCHOOL INFRASTRUCTURE IMPROVEMENT (CONSTRUCTION AND REHABILITATION OF
FACILITIES**

IN TARGETED SCHOOLS IN NYAMIRA COUNTY - LOT 13)

RFB NO.: MOE/DSINCP/NCB/01/2023-2024/13

JANUARY 2024

Please note the Important dates under Invitation to Tender

TABLE OF CONTENTS

INVITATION TO TENDER	
APPENDIX TO THE PREFACE	
GUIDELINES FOR PREPARATION OF TENDER DOCUMENTS	
2. PART 1 - TENDERING PROCEDURES	
3. PART 2 - PROCUREMENT ENTITY'S REQUIREMENTS	
4. PART 3 - CONDITIONS OF CONTRACT AND CONTRACT FORMS	
INVITATION TO TENDER	
<u>SECTION I - INSTRUCTIONS TO TENDERERS</u>	
A. General Provisions	
1. Scope of Tender	
2. Fraud and Corruption	
3. Eligible Tenderers	
4. Eligible Goods, Equipment, and Services	
B. Tenderer's Responsibilities	
C. Contents of Tender Documents	
6. Sections of Tender Document	
7. Site visit	
8. Pre-Tender Meeting	
9. Clarification and amendment of Tender Documents	
10. Amendment of Tender Documents	
D. Preparation of Tenders	
11. Cost of Tendering	
12. Language of Tender	
13. Documents Comprising the Tender	
14. Form of Tender and Schedules	
15. Alternative Tenders	
16. Tender Prices and Discounts	
17. Currencies of Tender and Payment	
18. Documents Comprising the Technical Proposal	
19. Documents Establishing the Eligibility and Qualifications of the Tenderer	
20. Period of Validity of Tenders	
21. Tender Security	
22. Format and Signing of Tender	
D. Sealing and Marking of Tenders	
23. Sealing and Marking of Tenders	
24. Deadline for Submission of Tenders	
25. Late Tenders	
26. Withdrawal, Substitution, and Modification of Tenders	
27. Tender Opening	
E. Evaluation and Comparison of Tenders	
28. Confidentiality	
29. Clarification of Tenders	
30. Deviations, Reservations, and Omissions	
31. Determination of Responsiveness	
32. Non-material non-conformities	
33. Arithmetical Errors	
34. Conversion to Single Currency	
35. Margin of Preference and Reservations	

36.	Subcontractors.....
37.	Evaluation of Tenders.....
38.	Comparison of Tenders.....
39.	Abnormally Low Tenders.....
40.	Abnormally High Tenders.....
41.	Unbalanced and/or Front-Loaded Tenders.....
42.	Qualifications of the Tenderer.....
43.	Best Evaluated Tender.....
44.	Procuring Entity's Right to Accept Any Tender, and to Reject Any or All Tenders.....

F. Award of Contract.....

45.	Award Criteria.....
46.	Notice of Intention to enter into a Contract.....
47.	Standstill Period.....
48.	Debriefing by the Procuring Entity.....
49.	Letter of Award.....
50.	Signing of Contract.....
51.	Appointment of Adjudicator.....
52.	Performance Security.....
53.	Publication of Procurement Contract.....
53.	Procurement Related Complaints.....

SECTION II-TENDER DATA SHEET(TDS).....

SECTION III - EVALUATION AND QUALIFY ON CRITERIA.....

1.	General Provisions.....
2.	Preliminary examination for Determination of Responsiveness.....
3.	Tender Evaluation (ITT 35).....
4.	Multiple Contracts.....
5.	Alternative Tenders (ITT 13.1).....
6.	Margin of Preference is not applicable.....
7.	Post qualification and Contract award (ITT 39), more specifically.....

SECTION IV – TENDERING FORMS.....

QUALIFICATION FORMS.....

1.	Form Equ. Equipment.....
2.	Form per-1.....
4.	FORM PER-2:.....
5.	TENDERERS QUALIFICATION WITHOUT PRE-QUALIFICATION.....
	FORM ELI -1.1.....
	FORM ELI -1.2.....
	FORM CON – 2.....
5.4	FORM FIN – 3.1:.....
5.5	FORM FIN – 3.2:.....
5.6	FORM FIN – 3.3:.....
5.7	FORM FIN – 3.4:.....
5.8	FORM EXP - 4.1.....
5.9	FORM EXP - 4.2(a).....
5.11	FORM EXP - 4.2(b).....

OTHER FORMS.....

6.	FORM OF TENDER.....
a)	TENDERER'S ELIGIBILITY- CONFIDENTIAL BUSINESS QUESTIONNAIRE.....

- b) CERTIFICATE OF INDEPENDENT TENDER DETERMINATION.....
- c) SELF-DECLARATION FORM - SELF DECLARATION OF THE TENDERER.....
- d) APPENDIX 1- FRAUD AND CORRUPTION
- 7. FORM OF TENDER SECURITY - DEMAND BANK GUARANTEE.....
- 8. FORM OF TENDER SECURITY (INSURANCE GUARANTEE).....
- 9. FORM OF TENDER-SECURING DECLARATION.....
- 10. APPENDIX TO TENDER.....

PART II - WORK REQUIREMENTS.....

SECTION V - DRAWINGS

SECTION VI - SPECIFICATIONS

SECTION VII - BILLS OF QUANTITIES.....

- 1. Objectives.....
- 2. Day work Schedule
- 3. Provisional Sums.....
- 4. The Bills of Quantities

PART III-CONDITIONS OF CONTRACT AND CONTRACT FORMS.....

SECTION VIII - GENERAL CONDITIONS OF CONTRACT.....

A. General

- 1. Definitions
- 2. Interpretation
- 3. Language and Law
- 4. Project Manager's Decisions
- 5. Delegation
- 6. Communications.....
- 7. Subcontracting.....
- 8. Other Contractors
- 9. Personnel and Equipment.....
- 10. Procuring Entity's and Contractor's Risks
- 11. Procuring Entity's Risks
- 12. Contractor's Risks.....
- 13. Insurance
- 14. Site Data
- 15. Contractor to Construct the Works.....
- 16. The Works to Be Completed by the Intended Completion Date
- 17. Approval by the Project Manager.....
- 18. Safety.....
- 19. Discoveries
- 20. Possession of the Site
- 21. Access to the Site.....
- 22. Instructions, Inspections and Audits.....
- 23. Appointment of the Adjudicator
- 24. Settlement of Claims and Disputes.....
- 25. Fraud and Corruption

B. Time Control

- 1. Program
- 2. Extension of the Intended Completion Date.....
- 3. Acceleration.....
- 4. Delays Ordered by the Project Manager.....
- 5. Management Meetings
- 6. Early Warning

C.	Quality Control.....	
1.	Identifying Defects.....	
2.	Tests.....	
3.	Correction of Defects.....	
4.	Uncorrected Defects.....	

D.	Cost Control.....	
1.	Contract Price.....	
2.	Changes in the Contract Price.....	
3.	Variations.....	
4.	Cash Flow Forecasts.....	
5.	Payment Certificates.....	
6.	Payments.....	
7.	Compensation Events.....	
8.	Tax.....	
9.	Currency of Payment.....	
10.	Price Adjustment.....	
11.	Retention.....	
12.	Liquidated Damages.....	
13.	Bonus.....	
14.	Advance Payment.....	
15.	Securities.....	
16.	Dayworks.....	
17.	Cost of Repairs.....	

E.	Finishing the Contract.....	
1.	Completion.....	
2.	Taking Over.....	
3.	Final Account.....	
4.	Operating and Maintenance Manuals.....	
5.	Termination Payment upon Termination.....	
6.	Property.....	

7. Release from Performance

SECTION IX - SPECIAL CONDITIONS OF CONTRACT.....

SECTION X - CONTRACT FORMS.....

FORM No. 1 - NOTIFICATION OF INTENTION TO AWARD.....

FORM No. 2 – REQUEST FOR REVIEW.....

FORM No. 3 - LETTER OF AWARD.....

FORM No. 4 - CONTRACT AGREEMENT.....

FORM No. 5 - PERFORMANCE SECURITY [Option 1 - Unconditional Demand Bank Guarantee].....

FORM No. 6- PERFORMANCE SECURITY [Option 2– Performance Bond].....

FORM No. 7- ADVANCE PAYMENT SECURITY.....

FORM No. 8- RETENTION MONEY SECURITY.....

FORM No. 9- BENEFICIAL OWNERSHIP DISCLOSURE FORM

INVITATION TO TENDER

PROCURING ENTITY: Ministry of Education (State Department for Basic Education)

CONTRACT NAME AND DESCRIPTION: School Infrastructure Improvement (Construction and Rehabilitation of Facilities in Targeted Schools in Nyamira County-Lot 13)

1. The State Department for Basic Education invites sealed tenders for the construction and Rehabilitation of facilities in Targeted Schools in Nyamira County-Lot 13
2. Tendering will be conducted under open National competitive method using a standardized tender document. Tendering is open to all qualified and interested Tenderers.

Tenderers will be allowed to tender for one or more lots but will only be awarded one lot.

3. Qualified and interested tenderers may obtain further information and inspect the Tender Documents during office hours [0800 to 1700 hours] at the address given below.
4. Tender documents may be viewed and downloaded for free from the website (www.education.go.ke and *PPIP portal*). Tenderers who download the tender document must forward their particulars immediately to (ppo@education.go.ke) to facilitate any further clarification or addendum.
5. Tenders shall be quoted be in Kenya Shillings and shall include all taxes. Tenders shall remain valid for (120) days from the date of opening of tenders.
6. All Tenders must be accompanied by a tender Security of **Kshs.1,500,000.00 (One Million Five Hundred Thousand Shillings Only)**.
7. The Tenderer shall chronologically serialize all pages of the tender documents submitted.
8. Completed tenders must be delivered to the address below on or before **7th February, 2024 at 11.00 a.m.** Electronic Tenders will not be permitted.
9. Tenders will be opened immediately after the deadline date and time specified above (**7th February, 2024 at 11.00 a.m**) or any dead line date and time that may be specified later. Tenders will be publicly opened in the presence of the Tenderers' designated representatives who choose to attend at the address below.
10. Late tenders will be rejected.
11. A compulsory Pre-Tender site visit will be held at the site located at the respective schools in the Nyamira County for the period between **15th January, 2024 to 17th January 2024 from 9:00 a.m. to 5.00 pm**. A site visit certificate will be issued. The schools will issue a site visit certificate.
12. A compulsory Pre-Tender conference will be held at Ministry of Education- State Department for Basic Education on **Friday the 19th January, 2024 from 10:00 a.m. (link will be shared)**.
13. Requests for clarifications are to be received on or before **23rd January 2024** and responses will be shared with the bidders latest **Friday 24th January 2024**.
14. The addresses referred to above are:

Address for obtaining further information and Submission of Tenders

Bid Submission: The Principal Secretary

Attn: Head of Supply Chain Management Services State Department for Basic Education

Jogoo House 'B' Ground Floor Room 14, Harambee Avenue

Postal Address: P.O. Box 30040, Nairobi, Kenya Code: 00100, City: Nairobi

Tel: (0)20 318581 Ext.30413

Email: ppo@education.go.ke

Bid Opening:

Street Address: Jogoo House 'B' Harambee Avenue,
Floor, room number: 10th Floor, Big Boardroom
City: Nairobi
Country: Kenya

Name_(*Official of the Procuring Entity issuing the invitation*)

Designation _____ Signature _____ Date _____



PART 1 - TENDERING PROCEDURES

SECTION I: INSTRUCTIONS TO TENDERERS

A General Provisions

1. Scope of Tender

- 1.1 The Procuring Entity as defined in the Appendix to Conditions of Contract invites tenders for Works Contract as described in the tender documents. The name, identification, and number of lots (contracts) of this Tender Document are **specified in the TDS**.

2. Fraud and Corruption

- 2.1 The Procuring Entity requires compliance with the provisions of the Public Procurement and Asset Disposal Act, 2015, Section 62 “Declaration not to engage in corruption”. The tender submitted by a person shall include a declaration that the person shall not engage in any corrupt or fraudulent practice and a declaration that the person or his or her sub-contractors are not debarred from participating in public procurement proceedings.
- 2.2 The Procuring Entity requires compliance with the provisions of the Competition Act 2010, regarding collusive practices in contracting. Any tenderer found to have engaged in collusive conduct shall be disqualified and criminal and/or civil sanctions may be imposed. To this effect, Tenders shall be required to complete and sign the “Certificate of Independent Tender Determination” annexed to the Form of Tender.
- 2.3 Unfair Competitive Advantage - Fairness and transparency in the tender process require that the firms or their Affiliates competing for a specific assignment do not derive a competitive advantage from having provided consulting services related to this tender. To that end, the Procuring Entity shall indicate in the **Data Sheet** and make available to all the firms together with this tender document all information that would in that respect give such firm any unfair competitive advantage over competing firms.
- 2.4 Unfair Competitive Advantage -Fairness and transparency in the tender process require that the Firms or their Affiliates competing for a specific assignment do not derive a competitive advantage from having provided consulting services related to this tender being tendered for. The Procuring Entity shall indicate in the **TDS** firms (if any) that provided consulting services for the contract being tendered for. The Procuring Entity shall check whether the owners or controllers of the Tenderer are same as those that provided consulting services. The Procuring Entity shall, upon request, make available to any tenderer information that would give such firm unfair competitive advantage over competing firms.

3. Eligible Tenderers

- 3.1 A Tenderer may be a firm that is a private entity, a state-owned enterprise or institution subject to ITT 3.7 or any combination of such entities in the form of a joint venture (JV) under an existing agreement or with the intent to enter into such an agreement supported by a letter of intent. Public employees and their close relatives (*wives, children, brothers, sisters and uncles and aunts*) are not eligible to participate in the tender. In the case of a joint venture, all members shall be jointly and severally liable for the execution of the entire Contract in accordance with the Contract terms. The JV shall nominate a Representative who shall have the authority to conduct all business for and on behalf of any and all the members of the JV during the tendering process and, in the event the JV is awarded the Contract, during contract execution. The maximum number of JV members shall be specified in the **TDS**.
- 3.2 Public Officers of the Procuring Entity, their Spouses, Child, Parent, Brothers or Sister. Child, Parent, Brother or Sister of a Spouse, their business associates or agents and firms/organizations in which they have a substantial or controlling interest shall not be eligible to tender or be awarded a contract. Public Officers are also not allowed to participate in any procurement proceedings.
- 3.3 A Tenderer shall not have a conflict of interest. Any tenderer found to have a conflict of interest shall be disqualified. A tenderer may be considered to have a conflict of interest for the purpose of this tendering process, if the tenderer:
- Directly or indirectly controls, is controlled by or is under common control with another tenderer; or
 - Receives or has received any direct or indirect subsidy from another tenderer; or
 - Has the same legal representative as another tenderer; or
 - Has a relationship with another tenderer, directly or through common third parties, that puts it in a position

to influence the tender of another tenderer, or influence the decisions of the Procuring Entity regarding this tendering process; or

- e) Any of its affiliates participated as a consultant in the preparation of the design or technical specifications of the works that are the subject of the tender; or
- f) any of its affiliates has been hired (or is proposed to be hired) by the Procuring Entity as Engineer for the Contract implementation; or
- g) Would be providing goods, works, or non-consulting services resulting from or directly related to consulting services for the preparation or implementation of the contract specified in this Tender Document or
- h) Has a close business or family relationship with a professional staff of the Procuring Entity who:
 - i) are directly or indirectly involved in the preparation of the Tender document or specifications of the Contract, and/or the Tender evaluation process of such contract; or
 - ii) would be involved in the implementation or supervision of such Contract unless the conflict stemming from such relationship has been resolved in a manner acceptable to the Procuring Entity throughout the tendering process and execution of the Contract.

3.4 A tenderer shall not be involved in corrupt, coercive, obstructive, collusive or fraudulent practice. A tenderer that is proven to have been involved any of these practices shall be automatically disqualified.

3.5 A Tenderer (either individually or as a JV member) shall not participate in more than one Tender, except for permitted alternative tenders. This includes participation as a subcontractor in other Tenders. Such participation shall result in the disqualification of all Tenders in which the firm is involved. A firm that is not a tenderer or a JV member may participate as a subcontractor in more than one tender. Members of a joint venture may not also make an individual tender, be a subcontractor in a separate tender or be part of another joint venture for the purposes of the same Tender.

3.6 A Tenderer may have the nationality of any country, subject to the restrictions pursuant to ITT 4.8. A Tenderer shall be deemed to have the nationality of a country if the Tenderer is constituted, incorporated or registered in and operates in conformity with the provisions of the laws of that country, as evidenced by its articles of incorporation (or equivalent documents of constitution or association) and its registration documents, as the case may be. This criterion also shall apply to the determination of the nationality of proposed subcontractors or sub-consultants for any part of the Contract including related Services.

3.7 Tenderer that has been debarred from participating in public procurement shall be ineligible to tender or be awarded a contract. The list of debarred firms and individuals is available from the website of PPRA www.ppra.go.ke.

3.8 Tenderers that are state-owned enterprises or institutions may be eligible to compete and be awarded a Contract(s) only if they are accredited by PPRA to be (i) a legal public entity of the state Government and/or public administration, (ii) financially autonomous and not receiving any significant subsidies or budget support from any public entity or Government, and (iii) operating under commercial law and vested with legal rights and liabilities similar to any commercial enterprise to enable it compete with firms in the private sector on an equal basis.

3.9 A Firms and individuals may be ineligible if their countries of origin (a) as a matter of law or official regulations, Kenya prohibits commercial relations with that country, or (b) by an act of compliance with a decision of the United Nations Security Council taken under Chapter VII of the Charter of the United Nations, Kenya prohibits any import of goods or contracting of works or services from that country, or any payments to any country, person, or entity in that country. A tenderer shall provide such documentary evidence of eligibility satisfactory to the Procuring Entity, as the Procuring Entity shall reasonably request.

3.10 Foreign tenderers are required to source at least forty (40%) percent of their contract inputs (in supplies, subcontracts and labor) from national suppliers and contractors. To this end, a foreign tenderer shall provide in its tender documentary evidence that this requirement is met. Foreign tenderers not meeting this criterion will be automatically disqualified. Information required to enable the Procuring Entity determine if this condition is met shall be provided in for this purpose is be provided in “*SECTION III - EVALUATION AND QUALIFICATION CRITERIA, Item 9*”.

3.11 Pursuant to the eligibility requirements of ITT 4.10, a tender is considered a foreign tenderer, if the tenderer is not registered in Kenya or if the tenderer is registered in Kenya and has less than 51 percent ownership by Kenyan

Citizens. JVs are considered as foreign tenderers if the individual member firms are not registered in Kenya or if they are registered in Kenya and have less than 51 percent ownership by Kenyan citizens. The JV shall not subcontract to foreign firms more than 10 percent of the contract price, excluding provisional sums.

- 3.12 The National Construction Authority Act of Kenya requires that all local and foreign contractors be registered with the National Construction Authority and be issued with a Registration Certificate before they can undertake any construction works in Kenya. Registration shall not be a condition for tender, but it shall be a condition of contract award and signature. A selected tenderer shall be given opportunity to register before such award and signature of contract. Application for registration with National Construction Authority may be accessed from the website www.nca.go.ke.
- 3.13 The Competition Act of Kenya requires that firms wishing to tender as Joint Venture undertakings which may prevent, distort or lessen competition in provision of services are prohibited unless they are exempt in accordance with the provisions of Section 25 of the Competition Act, 2010. JVs will be required to seek for exemption from the Competition Authority. Exemption shall not be a condition for tender, but it shall be a condition of contract award and signature. A JV tenderer shall be given opportunity to seek such exemption as a condition of award and signature of contract. Application for exemption from the Competition Authority of Kenya may be accessed from the website www.cak.go.ke
- 3.14 A Kenyan tenderer shall provide evidence of having fulfilled his/her tax obligations by producing a valid tax clearance certificate or tax exemption certificate issued by the Kenya Revenue Authority.

4. Eligible Goods, Equipment, and Services

- 4.1 Goods, equipment and services to be supplied under the Contract may have their origin in any country that is not eligible under ITT 3.9. At the Procuring Entity's request, Tenderers may be required to provide evidence of the origin of Goods, equipment and services.
- 4.2 Any goods, works and production processes with characteristics that have been declared by the relevant national environmental protection agency or by other competent authority as harmful to human beings and to the environment shall not be eligible for procurement.

5. Tenderer's Responsibilities

- 5.1 The tenderer shall bear all costs associated with the preparation and submission of his/her tender, and the Procuring Entity will in no case be responsible or liable for those costs.
- 5.2 The tenderer, at the tenderer's own responsibility and risk, is encouraged to visit and examine the Site of the Works and its surroundings, and obtain all information that may be necessary for preparing the tender and entering into a contract for construction of the Works. The costs of visiting the Site shall be at the tenderer's own expense.
- 5.3 The Tenderer and any of its personnel or agents will be granted permission by the Procuring Entity to enter upon its premises and lands for the purpose of such visit. The Tenderer shall indemnify the Procuring Entity against all liability arising from death or personal injury, loss of or damage to property, and any other losses and expenses incurred as a result of the inspection.
- 5.4 The tenderer shall provide in the Form of Tender and Qualification Information, a preliminary description of the proposed work method and schedule, including charts, as necessary or required.

B. Contents of Tender Documents

6. Sections of Tender Document

- 6.1 The tender document consists of Parts 1, 2, and 3, which includes all the sections specified below, and which should be read in conjunction with any Addenda issued in accordance with ITT 8.

PART 1 Tendering Procedures

- i) Section I - Instructions to Tenderers (ITT)
- ii) Section II - Tender Data Sheet (TDS)
- iii) Section III - Evaluation and Qualification Criteria
- iv) Section IV - Tendering Forms

PART 2 Works Requirements

- i) Section V - Drawings
- ii) Section VI - Specifications
- iii) Section VII - Bills of Quantities

PART 3 Conditions of Contract and Contract Forms

- i) Section VIII - General Conditions of Contract (GCC)
- ii) Section IX - Special Conditions of Contract (SC)
- iii) Section X - Contract Forms

6.2 The Invitation to Tender Document (ITT) issued by the Procuring Entity is not part of the Contract documents.

6.3 Unless obtained directly from the Procuring Entity, the Procuring Entity is not responsible for the completeness of the Tender document, responses to requests for clarification, the minutes of the pre-Tender meeting (if any), or Addenda to the Tender document in accordance with ITT 8. In case of any contradiction, documents obtained directly from the Procuring Entity shall prevail.

The Tenderer is expected to examine all instructions, forms, terms, and specifications in the Tender Document and to furnish with its Tender all information and documentation as is required by the Tender document.

7. Site Visit

7.1 The Tenderer, at the Tenderer's own responsibility and risk, is encouraged to visit and examine and inspect the Site of the Required Services and its surroundings and obtain all information that may be necessary for preparing the Tender and entering into a contract for the Services. The costs of visiting the Site shall be at the Tenderer's own expense.

8. Pre-Tender Meeting

8.1 The Procuring Entity shall specify in the **TDS** if a pre-tender meeting will be held, when and where. The Procuring Entity shall also specify in the **TDS** if a pre-arranged pretender site visit will be held and when. The Tenderer's designated representative is invited to attend a pre-arranged pretender visit of the site of the works. The purpose of the meeting will be to clarify issues and to answer questions on any matter that may be raised at that stage.

8.2 The Tenderer is requested to submit any questions in writing, to reach the Procuring Entity not later than the period specified in the **TDS** before the meeting.

8.3 Minutes of the pre-Tender meeting and the pre-arranged pretender site visit of the site of the works, if applicable, including the text of the questions asked by Tenderers and the responses given, together with any responses prepared after the meeting, will be transmitted promptly to all Tenderers who have acquired the Tender Documents in accordance with ITT 6.3. Minutes shall not identify the source of the questions asked.

8.4 The Procuring Entity shall also promptly publish anonym zed (*no names*) Minutes of the pre-Tender meeting and the pre-arranged pretender visit of the site of the works at the web page identified in the **TDS**. Any modification to the Tender Documents that may become necessary as a result of the pre-tender meeting and the pre-arranged pretender site visit, shall be made by the Procuring Entity exclusively through the issue of an Addendum pursuant to ITT 8 and not through the minutes of the pre-Tender meeting. Nonattendance at the pre-Tender meeting will not be a cause for disqualification of a Tenderer.

9. Clarification and amendments of Tender Documents

9.1 A Tenderer requiring any clarification of the Tender Document shall contact the Procuring Entity in writing at the Procuring Entity's address specified in the **TDS** or raise its enquiries during the pre-Tender meeting and the pre-

arranged pretender visit of the site of the works if provided for in accordance with ITT 8.4. The Procuring Entity will respond in writing to any request for clarification, provided that such request is received no later than the period specified in the **TDS** prior to the deadline for submission of tenders. The Procuring Entity shall forward copies of its response to all tenderers who have acquired the Tender Documents in accordance with ITT 6.3, including a description of the inquiry but without identifying its source. If specified in the **TDS**, the Procuring Entity shall also promptly publish its response at the web page identified in the **TDS**. Should the clarification result in changes to the essential elements of the Tender Documents, the Procuring Entity shall amend the Tender Documents appropriately following the procedure under ITT 8.4.

10. Amendment of Tendering Document

- 10.1 At any time prior to the deadline for submission of Tenders, the Procuring Entity may amend the Tendering document by issuing addenda.
- 10.2 Any addendum issued shall be part of the tendering document and shall be communicated in writing to all who have obtained the tendering document from the Procuring Entity in accordance with ITT 6.3. The Procuring Entity shall also promptly publish the addendum on the Procuring Entity's web page in accordance with ITT 8.4.
- 10.3 To give prospective Tenderers reasonable time in which to take an addendum into account in preparing their Tenders, the Procuring Entity shall extend, as necessary, the deadline for submission of Tenders, in accordance with ITT 25.2 below.

C. Preparation of Tenders

11. Cost of Tendering

- 11.1 The Tenderer shall bear all costs associated with the preparation and submission of its Tender, and the Procuring Entity shall not be responsible or liable for those costs, regardless of the conduct or outcome of the tendering process.

12. Language of Tender

- 12.1 The Tender, as well as all correspondence and documents relating to the tender exchanged by the tenderer and the Procuring Entity, shall be written in the English Language. Supporting documents and printed literature that are part of the Tender may be in another language provided they are accompanied by an accurate and notarized translation of the relevant passages into the English Language, in which case, for purposes of interpretation of the Tender, such translation shall govern.

13. Documents Comprising the Tender

- 13.1 The Tender shall comprise the following:
 - a) Form of Tender prepared in accordance with ITT 14;
 - b) Schedules including priced Bill of Quantities, completed in accordance with ITT 14 and ITT 16;
 - c) Tender Security or Tender-Securing Declaration, in accordance with ITT 21.1;
 - d) Alternative Tender, if permissible, in accordance with ITT 15;
 - e) Authorization: written confirmation authorizing the signatory of the Tender to commit the Tenderer, in accordance with ITT 22.3;
 - f) Qualifications: documentary evidence in accordance with ITT 19 establishing the Tenderer's qualifications to perform the Contract if its Tender is accepted;
 - g) Conformity: a technical proposal in accordance with ITT 18;
 - h) Any other document required in the **TDS**.
- 13.2 In addition to the requirements under ITT 11.1, Tenders submitted by a JV shall include a copy of the Joint Venture Agreement entered into by all members. Alternatively, a letter of intent to execute a Joint Venture Agreement in the event of a successful Tender shall be signed by all members and submitted with the Tender,

together with a copy of the proposed Agreement. The Tenderer shall chronologically serialize pages of all tender documents submitted.

- 13.3 The Tenderer shall furnish in the Form of Tender information on commissions and gratuities, if any, paid or to be paid to agents or any other party relating to this Tender.

14. Form of Tender and Schedules

- 14.1 The Form of Tender and Schedules, including the Bill of Quantities, shall be prepared using the relevant forms furnished in Section IV, Tendering Forms. The forms must be completed without any alterations to the text, and no substitutes shall be accepted except as provided under ITT 20.3. All blank spaces shall be filled in with the information requested.

15. Alternative Tenders

- 15.1 Unless otherwise specified in the **TDS**, alternative Tenders shall not be considered.
- 15.2 When alternative times for completion are explicitly invited, a statement to that effect will be included in the **TDS**, and the method of evaluating different alternative times for completion will be described in Section III, Evaluation and Qualification Criteria.
- 15.3 Except as provided under ITT 13.4 below, Tenderers wishing to offer technical alternatives to the requirements of the Tender Documents must first price the Procuring Entity's design as described in the Tender Documents and shall further provide all information necessary for a complete evaluation of the alternative by the Procuring Entity, including drawings, design calculations, technical specifications, breakdown of prices, and proposed construction methodology and other relevant details. Only the technical alternatives, if any, of the Tenderer with the Winning Tender conforming to the basic technical requirements shall be considered by the Procuring Entity. When specified in the **TDS**, Tenderers are permitted to submit alternative technical solutions for specified parts of the Works, and such parts will be identified in the **TDS**, as will the method for their evaluating, and described in Section VII, Works' Requirements.

16. Tender Prices and Discounts

- 16.1 The prices and discounts (including any price reduction) quoted by the Tenderer in the Form of Tender and in the Bill of Quantities shall conform to the requirements specified below.
- 16.2 The Tenderer shall fill in rates and prices for all items of the Works described in the Bill of Quantities. Items against which no rate or price is entered by the Tenderer shall be deemed covered by the rates for other items in the Bill of Quantities and will not be paid for separately by the Procuring Entity. An item not listed in the priced Bill of Quantities shall be assumed to be not included in the Tender, and provided that the Tender is determined substantially responsive notwithstanding this omission, the average price of the item quoted by substantially responsive Tenderers will be added to the Tender price and the equivalent total cost of the Tender so determined will be used for price comparison.
- 16.3 The price to be quoted in the Form of Tender, in accordance with ITT 14.1, shall be the total price of the Tender, including any discounts offered.
- 16.4 The Tenderer shall quote any discounts and the methodology for their application in the Form of Tender, in accordance with ITT 14.1.
- 16.5 It will be specified in the **TDS** if the rates and prices quoted by the Tenderer are or are not subject to adjustment during the performance of the Contract in accordance with the provisions of the Conditions of Contract, except in cases where the contract is subject to fluctuations and adjustments, not fixed price. In such a case, the Tenderer shall furnish the indices and weightings for the price adjustment formulae in the Schedule of Adjustment Data and the Procuring Entity may require the Tenderer to justify its proposed indices and weightings.
- 16.6 Where tenders are being invited for individual lots (contracts) or for any combination of lots (packages), tenderers wishing to offer discounts for the award of more than one Contract shall specify in their Tender the price reductions applicable to each package, or alternatively, to individual Contracts within the package. Discounts shall be submitted in accordance with ITT 16.4, provided the Tenders for all lots (contracts) are opened at the same time.

16.7 All duties, taxes, and other levies payable by the Contractor under the Contract, or for any other cause, as of the date 30 days prior to the deadline for submission of Tenders, shall be included in the rates and prices and the total Tender Price submitted by the Tenderer.

17. Currencies of Tender and Payment

17.1 Tenderers shall quote entirely in Kenya Shillings. The unit rates and the prices shall be quoted by the Tenderer in the Bill of Quantities, entirely in Kenya shillings. A Tenderer expecting to incur expenditures in other currencies for inputs to the Works supplied from outside Kenya shall device own ways of getting foreign currency to meet those expenditures.

18. Documents Comprising the Technical Proposal

18.1 The Tenderer shall furnish a technical proposal including a statement of work methods, equipment, personnel, schedule and any other information as stipulated in Section IV, Tender Forms, in sufficient detail to demonstrate the adequacy of the Tenderer's proposal to meet the work's requirements and the completion time.

19. Documents Establishing the Eligibility and Qualifications of the Tenderer

19.1 Tenderers shall complete the Form of Tender, included in Section IV, Tender Forms, to establish Tenderer's eligibility in accordance with ITT 4.

19.2 In accordance with Section III, Evaluation and Qualification Criteria, to establish its qualifications to perform the Contract the Tenderer shall provide the information requested in the corresponding information sheets included in Section IV, Tender Forms.

19.3 A margin of preference will not be allowed. Preference and reservations will be allowed, individually or in joint ventures. Applying for eligibility for Preference and reservations shall supply all information required to satisfy the criteria for eligibility specified in accordance with ITT 33.1.

19.4 Tenderers shall be asked to provide, as part of the data for qualification, such information, including details of ownership, as shall be required to determine whether, according to the classification established by the Procuring Entity, a contractor or group of contractors qualifies for a margin of preference. Further the information will enable the Procuring Entity identify any actual or potential conflict of interest in relation to the procurement and/or contract management processes, or a possibility of collusion between tenderers, and thereby help to prevent any corrupt influence in relation to the procurement process or contract management.

19.5 The purpose of the information described in ITT 19.4 above overrides any claims to confidentiality which a tenderer may have. There can be no circumstances in which it would be justified for a tenderer to keep information relating to its ownership and control confidential where it is tendering to undertake public sector work and receive public sector funds. Thus, confidentiality will not be accepted by the Procuring Entity as a justification for a Tenderer's failure to disclose, or failure to provide required information on its ownership and control.

19.6 The Tenderer shall provide further documentary proof, information or authorizations that the Procuring Entity may request in relation to ownership and control which information on any changes to the information which was provided by the tenderer under ITT 6.3. The obligations to require this information shall continue for the duration of the procurement process and contract performance and after completion of the contract, if any change to the information previously provided may reveal a conflict of interest in relation to the award or management of the contract.

19.7 All information provided by the tenderer pursuant to these requirements must be complete, current and accurate as at the date of provision to the Procuring Entity. In submitting the information required pursuant to these requirements, the Tenderer shall warrant that the information submitted is complete, current and accurate as at the date of submission to the Procuring Entity.

19.8 If a tenderer fails to submit the information required by these requirements, its tender will be rejected. Similarly, if the Procuring Entity is unable, after taking reasonable steps, to verify to a reasonable degree the information submitted by a tenderer pursuant to these requirements, then the tender will be rejected.

19.9 If information submitted by a tenderer pursuant to these requirements, or obtained by the Procuring Entity (whether through its own enquiries, through notification by the public or otherwise), shows any conflict of

interest which could materially and improperly benefit the tenderer in relation to the procurement or contract management process, then:

- i) if the procurement process is still ongoing, the tenderer will be disqualified from the procurement process,
- ii) if the contract has been awarded to that tenderer, the contract award will be set aside,
- iii) the tenderer will be referred to the relevant law enforcement authorities for investigation of whether the tenderer or any other persons have committed any criminal offence.

19.10 If a tenderer submits information pursuant to these requirements that is incomplete, inaccurate or out-of-date, or attempts to obstruct the verification process, then the consequences ITT 6.7 will ensue unless the tenderer can show to the reasonable satisfaction of the Procuring Entity that any such act was not material, or was due to genuine error which was not attributable to the intentional act, negligence or recklessness of the tenderer.

20. Period of Validity of Tenders

20.1 Tenders shall remain valid for the Tender Validity period specified in the **TDS**. The Tender Validity period starts from the date fixed for the Tender submission deadline (as prescribed by the Procuring Entity in accordance with ITT 24). A Tender valid for a shorter period shall be rejected by the Procuring Entity as non-responsive.

20.2 In exceptional circumstances, prior to the expiration of the Tender validity period, the Procuring Entity may request Tenderers to extend the period of validity of their Tenders. The request and the responses shall be made in writing. If a Tender Security is requested in accordance with ITT 21.1, it shall also be extended for thirty (30) days beyond the deadline of the extended validity period. A Tenderer may refuse the request without forfeiting its Tender security. A Tenderer granting the request shall not be required or permitted to modify its Tender, except as provided in ITT 20.3.

20.3 If the award is delayed by a period exceeding the number of days to be specified in the **TDS** days beyond the expiry of the initial tender validity period, the Contract price shall be determined as follows:

- a) in the case of **fixed price** contracts, the Contract price shall be the tender price adjusted by the factor specified in the **TDS**;
- b) in the case of **adjustable price** contracts, no adjustment shall be made; or in any case, tender evaluation shall be based on the tender price without taking into consideration the applicable correction from those indicated above.

21. Tender Security

21.1 The Tenderer shall furnish as part of its Tender, either a Tender-Securing Declaration or a Tender Security as specified in the **TDS**, in original form and, in the case of a Tender Security, in the amount and currency specified in the **TDS**. A Tender-Securing Declaration shall use the form included in Section IV, Tender Forms.

21.2 If a Tender Security is specified pursuant to ITT 19.1, the Tender Security shall be a demand guarantee in any of the following forms at the Tenderer's option:

- a) an unconditional Bank Guarantee issued by reputable commercial bank); or
- b) an irrevocable letter of credit;
- c) a Banker's cheque issued by a reputable commercial bank; or
- d) another security specified **in the TDS**,

21.3 If an unconditional bank guarantee is issued by a bank located outside Kenya, the issuing bank shall have a correspondent bank located in Kenya to make it enforceable. The Tender Security shall be valid for thirty (30) days beyond the original validity period of the Tender, or beyond any period of extension if requested under ITT 20.2.

21.4 If a Tender Security or Tender-Securing Declaration is specified pursuant to ITT 19.1, any Tender not accompanied by a substantially responsive Tender Security or Tender-Securing Declaration shall be rejected by the Procuring Entity as non-responsive.

21.5 If a Tender Security is specified pursuant to ITT 21.1, the Tender Security of unsuccessful Tenderers shall be returned as promptly as possible upon the successful Tenderer's signing the Contract and furnishing the Performance Security and any other documents required in the **TDS**. The Procuring Entity shall also promptly

return the tender security to the tenderers where the procurement proceedings are terminated, all tenders were determined nonresponsive or a bidder declines to extend tender validity period.

21.6 The Tender Security of the successful Tenderer shall be returned as promptly as possible once the successful Tenderer has signed the Contract and furnished the required Performance Security, and any other documents required in the **TDS**.

21.7 The Tender Security may be forfeited or the Tender-Securing Declaration executed:

- e) if a Tenderer withdraws its Tender during the period of Tender validity specified by the Tenderer on the Form of Tender, or any extension thereto provided by the Tenderer; or
- f) if the successful Tenderer fails to:
 - i) sign the Contract in accordance with ITT 50; or
 - ii) furnish a Performance Security and if required in the **TDS**, and any other documents required in the **TDS**.

21.8 Where tender securing declaration is executed, the Procuring Entity shall recommend to the PPRA that PPRA debars the Tenderer from participating in public procurement as provided in the law.

21.9 The Tender Security or the Tender-Securing Declaration of a JV shall be in the name of the JV that submits the Tender. If the JV has not been legally constituted into a legally enforceable JV at the time of tendering, the Tender Security or the Tender-Securing Declaration shall be in the names of all future members as named in the letter of intent referred to in ITT 4.1 and ITT 11.2.

21.10A tenderer shall not issue a tender security to guarantee itself.

22. Format and Signing of Tender

22.1 The Tenderer shall prepare one original of the documents comprising the Tender as described in ITT 13 and clearly mark it "ORIGINAL." Alternative Tenders, if permitted in accordance with ITT 15, shall be clearly marked "ALTERNATIVE." In addition, the Tenderer shall submit copies of the Tender, in the number specified in the **TDS** and clearly mark them "COPY." In the event of any discrepancy between the original and the copies, the original shall prevail.

22.2 Tenderers shall mark as "CONFIDENTIAL" all information in their Tenders which is confidential to their business. This may include proprietary information, trade secrets, or commercial or financially sensitive information.

22.3 The original and all copies of the Tender shall be typed or written in indelible ink and shall be signed by a person duly authorized to sign on behalf of the Tenderer. This authorization shall consist of a written confirmation as specified in the **TDS** and shall be attached to the Tender. The name and position held by each person signing the authorization must be typed or printed below the signature. All pages of the Tender where entries or amendments have been made shall be signed or initialed by the person signing the Tender.

22.4 In case the Tenderer is a JV, the Tender shall be signed by an authorized representative of the JV on behalf of the JV, and to be legally binding on all the members as evidenced by a power of attorney signed by their legally authorized representatives.

22.5 Any inter-lineation, erasures, or overwriting shall be valid only if they are signed or initialed by the person signing the Tender.

D. Submission and Opening of Tenders

23. Sealing and Marking of Tenders

23.1 Depending on the sizes or quantities or weight of the tender documents, a tenderer may use an envelope, package or container. The Tenderer shall deliver the Tender in a single sealed envelope, or in a single sealed package, or in a single sealed container bearing the name and Reference number of the Tender, addressed to the Procuring Entity and a warning not to open before the time and date for Tender opening date. Within the single envelope, package or container, the Tenderer shall place the following separate, sealed envelopes:

- a) in an envelope or package or container marked "ORIGINAL", all documents comprising the Tender, as described in ITT 11; and

- b) in an envelope or package or container marked “COPIES”, all required copies of the Tender; and
- c) if alternative Tenders are permitted in accordance with ITT 15, and if relevant:
 - i) in an envelope or package or container marked “ORIGINAL –ALTERNATIVE TENDER”, the alternative Tender; and
 - ii) in the envelope or package or container marked “COPIES- ALTERNATIVE TENDER”, all required copies of the alternative Tender.

The inner envelopes or packages or containers shall:

- a) bear the name and address of the Procuring Entity.
- b) bear the name and address of the Tenderer; and
- c) bear the name and Reference number of the Tender.

23.2 If an envelope or package or container is not sealed and marked as required, the *Procuring Entity* will assume no responsibility for the misplacement or premature opening of the Tender. Tenders that are misplaced or opened prematurely will not be accepted.

24. Deadline for Submission of Tenders

24.1 Tenders must be received by the Procuring Entity at the address specified in the **TDS** and no later than the date and time also specified in the **TDS**. When so specified in the **TDS**, Tenderers shall have the option of submitting their Tenders electronically. Tenderers submitting Tenders electronically shall follow the electronic Tender submission procedures specified in the **TDS**.

24.2 The Procuring Entity may, at its discretion, extend the deadline for the submission of Tenders by amending the Tender Documents in accordance with ITT 8, in which case all rights and obligations of the Procuring Entity and Tenderers previously subject to the deadline shall thereafter be subject to the deadline as extended.

25. Late Tenders

25.1 The Procuring Entity shall not consider any Tender that arrives after the deadline for submission of tenders, in accordance with ITT 24. Any Tender received by the Procuring Entity after the deadline for submission of Tenders shall be declared late, rejected, and returned unopened to the Tenderer.

26. Withdrawal, Substitution, and Modification of Tenders

26.1 A Tenderer may withdraw, substitute, or modify its Tender after it has been submitted by sending a written notice, duly signed by an authorized representative, and shall include a copy of the authorization in accordance with ITT 22.3, (except that withdrawal notices do not require copies). The corresponding substitution or modification of the Tender must accompany the respective written notice. All notices must be:

- a) prepared and submitted in accordance with ITT 22 and ITT 23 (except that withdrawals notices do not require copies), and in addition, the respective envelopes shall be clearly marked “WITHDRAWAL,” “SUBSTITUTION,” “MODIFICATION;” and
- b) received by the Procuring Entity prior to the deadline prescribed for submission of Tenders, in accordance with ITT 24.

26.2 Tenders requested to be withdrawn in accordance with ITT 26.1 shall be returned unopened to the Tenderers.

26.3 No Tender may be withdrawn, substituted, or modified in the interval between the deadline for submission of Tenders and the expiration of the period of Tender validity specified by the Tenderer on the Form of Tender or any extension thereof.

27. Tender Opening

27.1 Except in the cases specified in ITT 23 and ITT 26.2, the Procuring Entity shall publicly open and read out all Tenders received by the deadline, at the date, time and place specified in the **TDS**, in the presence of Tenderers' designated representatives who chooses to attend. Any specific electronic Tender opening procedures required if electronic Tendering is permitted in accordance with ITT 24.1, shall be as specified in the **TDS**.

27.2 First, envelopes marked “WITHDRAWAL” shall be opened and read out and the envelopes with the corresponding Tender shall not be opened, but returned to the Tenderer. No Tender withdrawal shall be permitted unless the corresponding withdrawal notice contains a valid authorization to request the withdrawal

and is read out at Tender opening.

- 27.3 Next, envelopes marked “SUBSTITUTION” shall be opened and read out and exchanged with the corresponding Tender being substituted, and the substituted Tender shall not be opened, but returned to the Tenderer. No Tender substitution shall be permitted unless the corresponding substitution notice contains a valid authorization to request the substitution and is read out at Tender opening.
- 27.4 Next, envelopes marked “MODIFICATION” shall be opened and read out with the corresponding Tender. No Tender modification shall be permitted unless the corresponding modification notice contains a valid authorization to request the modification and is read out at Tender opening.
- 27.5 Next, all remaining envelopes shall be opened one at a time, reading out: the name of the Tenderer and whether there is a modification; the total Tender Price, per lot (contract) if applicable, including any discounts and alternative Tenders; the presence or absence of a Tender Security or Tender-Securing Declaration, if required; and any other details as the Procuring Entity may consider appropriate.
- 27.6 Only Tenders, alternative Tenders and discounts that are opened and read out at Tender opening shall be considered further for evaluation. The Form of Tender and pages of the Bills of Quantities are to be initialed by the members of the tender opening committee attending the opening. The number of representatives of the Procuring Entity to sign shall be specified in the **TDS**.
- 27.7 At the Tender Opening, the Procuring Entity shall neither discuss the merits of any Tender nor reject any Tender (except for late Tenders, in accordance with ITT 25.1).
- 27.8 The Procuring **Entity shall prepare minutes of the Tender Opening that shall include, as a minimum:**
- a) the name of the Tenderer and whether there is a withdrawal, substitution, or modification;
 - b) the Tender Price, per lot (contract) if applicable, including any discounts;
 - c) any alternative Tenders;
 - d) the presence or absence of a Tender Security, if one was required.
 - e) number of pages of each tender document submitted.
- 27.9 The Tenderers' representatives who are present shall be requested to sign the minutes. The omission of a Tenderer's signature on the minutes shall not invalidate the contents and effect of the minutes. A copy of the tender opening register shall be distributed to all Tenderers upon request.

E. Evaluation and Comparison of Tenders

28. Confidentiality

- 28.1 Information relating to the evaluation of Tenders and recommendation of contract award shall not be disclosed to Tenderers or any other persons not officially concerned with the Tender process until information on Intention to Award the Contract is transmitted to all Tenderers in accordance with ITT 46.
- 28.2 Any effort by a Tenderer to influence the Procuring Entity in the evaluation of the Tenders or Contract award decisions may result in the rejection of its tender.
- 28.3 Notwithstanding ITT 28.2, from the time of tender opening to the time of contract award, if a tenderer wishes to contact the Procuring Entity on any **matter related to the tendering process, it shall do so in writing.**

29. Clarification of Tenders

- 29.1 To assist in the examination, evaluation, and comparison of the tenders, and qualification of the tenderers, the Procuring Entity may, at its discretion, ask any tenderer for a clarification of its tender, given a reasonable time for a response. Any clarification submitted by a tenderer that is not in response to a request by the Procuring Entity shall not be considered. The Procuring Entity's request for clarification and the response shall be in writing. No change, including any voluntary increase or decrease, in the prices or substance of the tender shall be sought, offered, or permitted, except to confirm the correction of arithmetic errors discovered by the Procuring Entity in the evaluation of the tenders, in accordance with ITT 33.
- 29.2 If a tenderer does not provide clarifications of its tender by the date and time set in the Procuring Entity's request for clarification, its Tender may be rejected.

30. Deviations, Reservations, and Omissions

30.1 During the evaluation of tenders, the following definitions apply:

- a) "Deviation" is a departure from the requirements specified in the tender document;
- b) "Reservation" is the setting of limiting conditions or withholding from complete acceptance of the requirements specified in the tender document; and
- c) "Omission" is the failure to submit part or all of the information or documentation required in the Tender document.

31. Determination of Responsiveness

31.1 The Procuring Entity's determination of a Tender's responsiveness is to be based on the contents of the tender itself, as defined in ITT 13.

31.2 A substantially responsive Tender is one that meets the requirements of the Tender document without material deviation, **reservation, or omission. A material deviation, reservation, or omission is one that, if accepted, would:**

- a) affect in any substantial way the scope, quality, or performance of the Works specified in the Contract; or
- b) limit in any substantial way, inconsistent with the tender document, the Procuring Entity's rights or the tenderer's obligations under the proposed contract; or
- c) if rectified, would unfairly affect the competitive position of other tenderers presenting substantially responsive tenders.

31.3 The Procuring Entity shall examine the technical aspects of the tender submitted in accordance with ITT 18, to confirm that all requirements of Section VII, Works' Requirements have been met without any material deviation, reservation or omission.

31.4 If a tender is not substantially responsive to the requirements of the tender document, it shall be rejected by the Procuring Entity and may not subsequently be made responsive by correction of the material deviation, reservation, or omission.

32. Non-material Non-conformities

32.1 Provided that a tender is substantially responsive, the Procuring Entity may waive any non-conformities in the tender.

32.2 Provided that a Tender is substantially responsive, the Procuring Entity may request that the tenderer submit the necessary information or documentation, within a reasonable period, to rectify nonmaterial non-conformities in the tender related to documentation requirements. Requesting information or documentation on such non-conformities shall not be related to any aspect of the price of the tender. Failure of the tenderer to comply with the request may result in the rejection of its tender.

32.3 Provided that a tender is substantially responsive, the Procuring Entity shall rectify quantifiable nonmaterial non-conformities related to the Tender Price. To this effect, the Tender Price shall be adjusted, for comparison purposes only, to reflect the price of a missing or non-conforming item or component in the manner specified in the **TDS**.

33. Arithmetical Errors

33.1 The tender sum as submitted and read out during the tender opening shall be absolute and final and shall not be the subject of correction, adjustment or amendment in any way by any person or entity.

33.2 Provided that the Tender is substantially responsive, the Procuring Entity shall handle errors on the following basis:

- a) Any error detected if considered a major deviation that affects the substance of the tender, shall lead to disqualification of the tender as non-responsive.
- b) Any errors in the submitted tender arising from a miscalculation of unit price, quantity, and subtotal and total bid price shall be considered as a major deviation that affects the substance of the tender and shall lead to disqualification of the tender as non-responsive. and
- c) if there is a discrepancy between words and figures, the amount in words shall prevail

33.3 Tenderers shall be notified of any error detected in their bid during the notification of a ward.

34. Currency provisions

34.1 Tenders will be priced in Kenya Shillings only. Tenderers quoting in currencies other than in Kenya shillings will be determined non-responsive and rejected.

35. Margin of Preference and Reservations

35.1 No margin of preference shall be allowed on contracts for small works.

35.2 Where it is intended to reserve the contract to specific groups under Small and Medium Enterprises, or enterprise of women, youth and/or persons living with disability, who are appropriately registered as such by the authority to be specified in the **TDS**, a procuring entity shall ensure that the invitation to tender specifically indicates that only businesses/firms belonging to those specified groups are the only ones eligible to tender. Otherwise, if no so stated, the invitation will be open to all tenderers.

36. Nominated Subcontractors

36.1 Unless otherwise stated in the **TDS**, the Procuring Entity does not intend to execute any specific elements of the Works by subcontractors selected in advance by the Procuring Entity.

36.2 Tenderers may propose subcontracting up to the percentage of total value of contracts or the volume of works as specified in the **TDS**. Subcontractors proposed by the Tenderer shall be fully qualified for their parts of the Works.

36.3 The subcontractor's qualifications shall not be used by the Tenderer to qualify for the Works unless their specialized parts of the Works were previously designated by the Procuring Entity in the **TDS** as can be met by subcontractors referred to hereafter as 'Specialized Subcontractors', in which case, the qualifications of the Specialized Subcontractors proposed by the Tenderer may be added to the qualifications of the Tenderer.

37. Evaluation of Tenders

37.1 The Procuring Entity shall use the criteria and methodologies listed in this ITT and Section III, Evaluation and Qualification Criteria. No other evaluation criteria or methodologies shall be permitted. By applying the criteria and methodologies the Procuring Entity shall determine the Best Evaluated Tender in accordance with ITT 40.

37.2 To evaluate a Tender, the Procuring Entity shall consider the following:

- a) price adjustment due to discounts offered in accordance with ITT 16;
- b) converting the amount resulting from applying (a) and (b) above, if relevant, to a single currency in accordance with ITT 39;
- c) price adjustment due to quantifiable nonmaterial non-conformities in accordance with ITT 30.3; and
- d) any additional evaluation factors specified **in the TDS** and Section III, Evaluation and Qualification Criteria.

37.3 The estimated effect of the price adjustment provisions of the Conditions of Contract, applied over the period of execution of the Contract, shall not be considered in Tender evaluation.

37.4 In the case of multiple contracts or lots, Tenderers shall be allowed to tender for one or more lots and the methodology to determine the lowest evaluated cost of the lot (contract) combinations, including any discounts offered in the **Form of Tender, is specified in Section III, Evaluation and Qualification Criteria.**

38. Comparison of Tenders

38.1 The Procuring Entity shall compare the evaluated costs of all substantially responsive Tenders established in accordance with ITT 38.2 to determine the Tender that has the lowest evaluated cost.

39. Abnormally Low Tenders

39.1 An Abnormally Low Tender is one where the Tender price, in combination with other elements of the Tender, appears so low that it raises material concerns as to the capability of the Tenderer in regards to the Tenderer's ability to perform the Contract for the offered Tender Price or that genuine competition between Tenderers is compromised.

39.2 In the event of identification of a potentially Abnormally Low Tender, the Procuring Entity shall seek written clarifications from the Tenderer, including detailed price analyses of its Tender price in relation to the subject matter of the contract, scope, proposed methodology, schedule, allocation of risks and responsibilities and any other requirements of the Tender document.

39.3 After evaluation of the price analyses, in the event that the Procuring Entity determines that the Tenderer has failed to demonstrate its capability to perform the Contract for the offered Tender Price, the Procuring Entity shall reject the Tender.

40. Abnormally High Tenders

40.1 An abnormally high price is one where the tender price, in combination with other constituent elements of the Tender, appears unreasonably too high to the extent that the Procuring Entity is concerned that it (the Procuring Entity) may not be getting value for money or it may be paying too high a price for the contract compared with market prices or that genuine competition between Tenderers is compromised.

40.2 In case of an abnormally high tender price, the Procuring Entity shall make a survey of the market prices, check if the estimated cost of the contract is correct and review the Tender Documents to check if the specifications, scope of work and conditions of contract are contributory to the abnormally high tenders. The Procuring Entity may also seek written clarification from the tenderer on the reason for the high tender price. The Procuring Entity shall proceed as follows:

- i) If the tender price is abnormally high based on wrong estimated cost of the contract, the Procuring Entity may accept or not accept the tender depending on the Procuring Entity's budget considerations.
- ii) If specifications, scope of work and/or conditions of contract are contributory to the abnormally high tender prices, the Procuring Entity shall reject all tenders and may retender for the contract based on revised estimates, specifications, scope of work and conditions of contract, as the case may be.

40.3 If the Procuring Entity determines that the Tender Price is abnormally too high because genuine competition between tenderers is compromised (*often due to collusion, corruption or other manipulations*), the Procuring Entity shall reject all Tenders and shall institute or cause competent Government Agencies to institute an investigation on the cause of the compromise, before retendering.

41. Unbalanced and/or Front-Loaded Tenders

41.1 If in the Procuring Entity's opinion, the Tender that is evaluated as the lowest evaluated price is seriously unbalanced and/or front loaded, the Procuring Entity may require the Tenderer to provide written clarifications. Clarifications may include detailed price analyses to demonstrate the consistency of the tender prices with the scope of works, proposed methodology, schedule and any other requirements of the Tender document.

41.2 After the evaluation of the information and detailed price analyses presented by the Tenderer, the Procuring Entity may as appropriate:

- a) accept the Tender; or
- b) require that the total amount of the Performance Security be increased at the expense of the Tenderer to a level not exceeding a 30% of the Contract Price; or
- c) agree on a payment mode that eliminates the inherent risk of the Procuring Entity paying too much for undelivered works; or
- d) reject the Tender,

42. Qualifications of the Tenderer

42.1 The Procuring Entity shall determine to its satisfaction whether the eligible Tenderer that is selected as having submitted the lowest evaluated cost and substantially responsive Tender, meets the qualifying criteria specified in Section III, Evaluation and Qualification Criteria.

42.2 The determination shall be based upon an examination of the documentary evidence of the Tenderer's qualifications submitted by the Tenderer, pursuant to ITT 19. The determination shall not take into consideration the qualifications of other firms such as the Tenderer's subsidiaries, parent entities, affiliates, subcontractors (other than Specialized Subcontractors if permitted in the Tender document), or any other firm(s) different from the Tenderer.

42.3 An affirmative determination shall be a prerequisite for award of the Contract to the Tenderer. A negative

determination shall result in disqualification of the Tender, in which event the Procuring Entity shall proceed to the Tenderer who offers a substantially responsive Tender with the next lowest evaluated price to make a similar determination of that Tenderer's qualifications to perform satisfactorily.

42.4 An Abnormally Low Tender is one where the Tender price, in combination with other elements of the Tender, appears so low that it raises material concerns as to the capability of the Tenderer in regards to the Tenderer's ability to perform the Contract for the offered Tender Price.

42.5 In the event of identification of a potentially Abnormally Low Tender, the Procuring Entity shall seek written clarifications from the Tenderer, including detailed price analyses of its Tender price in relation to the subject matter of the contract, scope, proposed methodology, schedule, allocation of risks and responsibilities and any other requirements of the Tender document.

42.6 After evaluation of the price analyses, if the Procuring Entity determines that the Tenderer has failed to demonstrate its capability to perform the Contract for the offered Tender Price, the Procuring Entity shall reject the Tender.

43. Best Evaluated Tender

43.1 Having compared the evaluated prices of Tenders, the Procuring Entity shall determine the Best Evaluated Tender. The Best Evaluated Tender is the Tender of the Tenderer that meets the Qualification Criteria and whose Tender has been determined to be:

- a) Most responsive to the Tender document; and
- b) the lowest evaluated price.

44. Procuring Entity's Right to Accept Any Tender, and to Reject Any or All Tenders.

44.1 The Procuring Entity reserves the right to accept or reject any Tender and to annul the Tender process and reject all Tenders at any time prior to Contract Award, without thereby incurring any liability to Tenderers. In case of annulment, all Tenderers shall be notified with reasons and all Tenders submitted and specifically, Tender securities, shall be promptly returned to the Tenderers.

F. Award of Contract

45. Award Criteria

45.1 The Procuring Entity shall award the Contract to the successful tenderer whose tender has been determined to be the Lowest Evaluated Tender.

46. Notice of Intention to enter into a Contract

46.1 Upon award of the contract and prior to the expiry of the Tender Validity Period the Procuring Entity shall issue a Notification of Intention to Enter into a Contract / Notification of award to all tenderers which shall contain, at a minimum, the following information:

- a) the name and address of the Tenderer submitting the successful tender;
- b) the Contract price of the successful tender;
- c) a statement of the reason(s) the tender of the unsuccessful tenderer to whom the letter is addressed was unsuccessful, unless the price information in (c) above already reveals the reason;
- d) the expiry date of the Standstill Period; and
- e) instructions on how to request a debriefing and/or submit a complaint during the standstill period;

47. Standstill Period

47.1 The Contract shall not be signed earlier than the expiry of a Standstill Period of 14 days to allow any dissatisfied tender to launch a complaint. Where only one Tender is submitted, the Standstill Period shall not apply.

47.2 Where a Standstill Period applies, it shall commence when the Procuring Entity has transmitted to each Tenderer the Notification of Intention to Enter **into a Contract with the successful Tenderer.**

48. Debriefing by the Procuring Entity

- 48.1 On receipt of the Procuring Entity's Notification of Intention to Enter into a Contract referred to in ITT 46, an unsuccessful tenderer may make a written request to the Procuring Entity for a debriefing on specific issues or concerns regarding their tender. The Procuring Entity shall provide the debriefing within five days of receipt of the request.
- 48.2 Debriefings of unsuccessful Tenderers may be done in writing or verbally. The Tenderer shall bear its own costs of attending **such a debriefing meeting**.

49. Letter of Award

- 49.1 Prior to the expiry of the Tender Validity Period and upon expiry of the Standstill Period specified in ITT 42.1, upon addressing a complaint that has been filed within the Standstill Period, the Procuring Entity shall transmit the Letter of Award to the successful Tenderer. The letter of award shall request the successful tenderer to furnish the Performance Security within 21 days of the date of the letter.

50. Signing of Contract

- 50.1 Upon the expiry of the fourteen days of the Notification of Intention to enter into contract and upon the parties meeting their respective statutory requirements, the Procuring Entity shall send the successful Tenderer the Contract Agreement.
- 50.2 Within fourteen (14) days of receipt of the Contract Agreement, the successful Tenderer shall sign, date, and return it to the Procuring Entity.
- 50.3 The written contract shall be entered into within the period specified in the notification of award and before expiry of the tender validity period

51. Appointment of Adjudicator

- 51.1 The Procuring Entity proposes the person named in the **TDS** to be appointed as Adjudicator under the Contract, at the hourly fee specified in the **TDS**, plus reimbursable expenses. If the Tenderer disagrees with this proposal, the Tenderer should so state in his Tender. If, in the Letter of Acceptance, the Procuring Entity does not agree on the appointment of the Adjudicator, the Procuring Entity will request the Appointing Authority designated in the Special Conditions of Contract (SCC) pursuant to Clause 23.1 of the General Conditions of Contract (GCC), to appoint the Adjudicator.

52. Performance Security

- 52.1 Within twenty-one (21) days of the receipt of the Letter of Acceptance from the Procuring Entity, the successful Tenderer shall furnish the Performance Security and, any other documents required in the **TDS**, in accordance with the General Conditions of Contract, subject to ITT 40.2 (b), using the Performance Security and other Forms included in Section X, Contract Forms, or another form acceptable to the Procuring Entity. A foreign institution providing a bank guarantee shall have a correspondent financial institution located in Kenya, unless the Procuring Entity has agreed in writing that a correspondent bank is not required.
- 52.2 Failure of the successful Tenderer to submit the above-mentioned Performance Security and other documents required in the **TDS**, or sign the Contract shall constitute sufficient grounds for the annulment of the award and forfeiture of the Tender Security. In that event the Procuring Entity may award the Contract to the Tenderer offering the next Best Evaluated Tender.
- 52.3 Performance security shall not be required for contracts estimated to cost less than Kenya shillings five million shillings.

53. Publication of Procurement Contract

- 53.1 Within fourteen days after signing the contract, the Procuring Entity shall publish the awarded contract at its notice boards and websites; and on the Website of the Authority. At the minimum, the notice shall contain the following information:
- a) name and address of the Procuring Entity;
 - b) name and reference number of the contract being awarded, a summary of its scope and the selection

- method used;
- c) the name of the successful Tenderer, the final total contract price, the contract duration.
- d) dates of signature, commencement and completion of contract;
- e) names of all Tenderers that submitted Tenders, and their Tender prices as read out at Tender opening.

54. Procurement Related Complaints and Administrative Review

54.1 The procedures for making Procurement-related Complaints are as specified in the **TDS**.

54.2 A request for administrative review shall be made in the form provided under contract forms.

Section II - Tender Data Sheet (TDS)

The following specific data shall complement, supplement, or amend the provisions in the Instructions to Tenderers (ITT). Whenever there is a conflict, the provisions herein shall prevail over those in ITT.

ITT Reference	PARTICULARS OF APPENDIX TO INSTRUCTIONS TO TENDERS
	A. General
ITT 1.1	<p>The name of the contract is; School Infrastructure Improvement (Construction and Rehabilitation of Facilities in Targeted Schools in Nyamira County - Lot 13)</p> <p>The reference number of the Contract is: MOE/DSINCP/NCB/01/2023-2024-13</p> <p>The number and identification of lots (contracts) comprising this Tender are:</p> <p>Lot Thirteen (13) - Construction and Rehabilitation of Facilities (As per Annex..... of the list of schools) in;</p> <ol style="list-style-type: none"> 1. Kenyoro ELCK Secondary School – North Mugirango Constituency 2. Nyamauro Secondary School– North Mugirango Constituency
ITT 2.3	The Information made available on competing firms is as follows: None
ITT 2.4	<p>The firms that provided consulting services for the contract being tendered for are:</p> <p>Al Habshi Engineering Consultant Office (ACO) Jv Scope Design Systems Ltd.</p>
ITT 3.1	Maximum number of members in the Joint Venture (JV) shall be: Two
B. Contents of Tender Document	
8.1	<p>(A) Pre-Tender conference shall take place at the following date, time and place: Date: 19th January, 2024 Time: 10.00 a.m _____ Place: Online(link will be shared)</p> <p>(B) A pre-arranged pretender visit of the site of the works shall take place at the following date, time and place: Date: 15th to 17th January, 2024 Time: 9.00a.m-5:00pm _____ Place: The respective site for each school</p> <p>Contact person/conference coordinator: Mr. John Ongosi, National Project Coordinator</p> <p>The site visit is mandatory and certificates will be issued for inclusion in the bid document.</p>

ITT Reference	PARTICULARS OF APPENDIX TO INSTRUCTIONS TO TENDERS
ITT 8.2	The Tenderer will submit any questions in writing, to reach the Procuring Entity not later than 23rd January, 2024
ITT 8.4	The Procuring Entity's website where Minutes of the pre-Tender meeting and the pre-arranged pretender site visit will be published is www.education.go.ke
ITT 9.1	<p>For Clarification of Tender purposes, for obtaining further information and for purchasing tender documents, the Procuring Entity's address is:</p> <p>The Principal Secretary Attn: Head of Supply Chain Management Services State Department for Basic Education Development of Schools Infrastructure in Nyamira County Project Jogoo House 'B' Ground Floor Room 14, Harambee Avenue Postal Address: P.O. Box 30040, Nairobi, Kenya Code: 00100 City: Nairobi Tel: (0)20 318581 Ext.30413 Email: ppo@education.go.ke Alternative Emails: scmsequip@education.go.ke seqip2018@gmail.com</p>
C. Preparation of Tenders	
ITP 13.1 (h)	<p>The Tenderer shall submit the following additional documents in its Tender:</p> <p>1.Code of Conduct for Personnel</p> <p>The Bidder shall submit its Code of Conduct that will apply to Contractor's Personnel to ensure compliance with the Contractor's Environmental and Social (ES) obligations under the Contract.</p> <p>2.Management Strategies and Implementation Plans (MSIP) to manage the (ES) risks</p> <p>The Bidder shall refer to the following documents, note the risks and mitigation measures and submit a written confirmation (attached as an appendix to the ESMP) to comply with the provided measures:</p> <ul style="list-style-type: none"> • ESHS document at the Section VII Works' Requirements • Annexed Environmental and Social Management Plan (ESMP) at Part no. 4 Bills of Quantities. <p>3.Certified copy of Registration certificate from National Construction Authority, Category 4 and above in Building works (General Building Contractor).</p>

ITT Reference	PARTICULARS OF APPENDIX TO INSTRUCTIONS TO TENDERS
	<p>4. Certified Copy of Company Registration Certificates. (Is a registered company incorporated in Kenya under the Companies Act CAP 486). (For Main Contractor and Domestic Sub Contractors)</p> <p>5. Certified copy of Valid Tax Compliance Certificate, including a certified copy of the company's Pin No. (For Main Contractor and Domestic Sub Contractors)</p> <p>6. Current Business License. (For Main Contractor and Domestic Sub Contractors)</p> <p>7. Provide letter of Authority to seek references from bidder's bank (letter addressed to specific Banks giving authority to Client to verify the bank statements for the Main Contractor).</p> <p>8. Evidence of physical location of office by providing certified copies of premises ownership / lease, and utility bills. (For Main Contractor and Domestic Sub Contractors)</p> <p>9. A copy of company's list of directors, beneficial owners, name of proprietor or names of partners (Copy of CR12) issued within the last one year and showing the list of directors</p>
ITT 15.1	Alternative Tenders shall not be considered.
ITT 15.2	Alternative times for completion shall not be permitted.
ITT 15.4	Alternative technical solutions shall not be permitted.
ITT 16.5	The prices quoted by the Tenderer shall be: Fixed (No variation will be allowed)
ITT 20.1	The Tender validity period shall be 120 days.
ITT 21.1	<p>A Tender Security shall be required.</p> <p>A Bid-Securing Declaration shall not be required.</p> <p>The amount and currency of the Tender Security shall be Kshs. 1,500,000.00 (One Million Five Hundred thousand Shillings Only)</p>
ITT 21.2 (d)	No other forms of Tender Security shall apply.
ITT 22.1	In addition to the original of the Tender, the number of copies are: one (1) hard copy and one (1) soft copy in PDF in a readable flash disk.
ITT 22.3	The written confirmation of authorization to sign on behalf of the Tenderer shall consist of: An authorized power of attorney duly signed by all the parties consenting (donor/deponent and a registered commissioner of oaths)

ITT Reference	PARTICULARS OF APPENDIX TO INSTRUCTIONS TO TENDERS
D. Submission and Opening of Tenders	
ITT 24.1	<p>(A) For <u>Tender submission purposes</u> only, the Procuring Entity's address is:</p> <p style="text-align: center;">The Principal Secretary Attn: Head of Supply Chain Management Services State Department for Basic Education Development of Schools Infrastructure in Nyamira County Project Jogoo House 'B' Ground Floor Room 14, Harambee Avenue Postal Address: P.O. Box 30040, Nairobi, Kenya Code: 00100 City: Nairobi</p> <p>The deadline for Bid Submission is: Date: 7th February, 2024 Time: 11:00 a.m. East Africa Local time</p> <p>Tenderers shall not submit tenders electronically.</p>
ITT 27.1	<p>The Tender opening shall take place at the time and the address for Opening of Tenders provided below:</p> <p style="text-align: center;">The Principal Secretary Attn: Head of Supply Chain Management Services State Department for Basic Education Development of Schools Infrastructure in Nyamira County Project Jogoo House 'B' Ground Floor Room 14, Harambee Avenue Postal Address: P.O. Box 30040, Nairobi, Kenya Code: 00100 City: Nairobi</p> <p>The deadline for Bid Submission is: Date: 7th February, 2024 Time: 11:00 a.m. East Africa Local time</p> <p>Tenderers shall not submit tenders electronically.</p>
ITT 27.6	<p>The number of representatives of the Procuring Entity to sign is: All the members of the tender opening committee.</p>
E. Evaluation, and Comparison of Tenders	
ITT 32.3	<p>The adjustment shall be based on the highest price of the item or component as quoted in other substantially responsive Tenders. If the price of the item or component cannot be derived from the price of other substantially responsive Tenders, the Procuring Entity shall use its best estimate.</p>
ITT 35.2	<p>The invitation to tender is extended to the following groups that qualify for Reservations; None</p> <p><u>NB:</u> This is a national open tender eligible to all tenderers who meet the required qualifications.</p>

ITT Reference	PARTICULARS OF APPENDIX TO INSTRUCTIONS TO TENDERS
ITT 36.1	At this time, the Procuring Entity does not intend to execute certain specific parts of the Works by subcontractors selected in advance.
ITT 36.2	Contractors are prohibited from Sub-Contracting the Main Works and any contractor found having subcontracted the works under this Contract will be forwarded to Public Procurement Regulatory Authority (PPRA) for legal measures and debarment including the immediate cancellation of the contract.
ITT 36.3	The parts of the Works for which the Procuring Entity permits Tenderers to propose Specialized Subcontractors are designated as follows: Contractor's are required to incorporate subcontracts/ subcontractors for electrical, plumbing, mechanical works and ICT Works as domestic Sub-Contracts under them.
ITT 37.2 (d)	Additional requirements apply. These are detailed in the evaluation criteria in Section III, Evaluation and Qualification Criteria.
ITT 51.1	The person named to be appointed as Adjudicator is; To be appointed by either CIArb Kenyan Chapter, IQSK, or AAK. The hourly fee for this proposed Adjudicator shall be: As per the standard fees of the proposed bodies above.
ITT 52.2	Other documents required are: Beneficial Ownership Form.
ITT 54.1	<p>The procedures for making a Procurement-related Complaint are detailed in the "Regulations" available from the PPRA Website www.ppra.go.ke. If a Tenderer wishes to make a Procurement-related Complaint, the Tenderer should submit the complaint following these procedures, in writing (by the quickest means available, that is either by hand delivery or email to:</p> <p>For the attention: Head, Supply Chain Management Services Title/position: Senior Deputy Director, SCMS Client: State Department for Basic Education, Development of Schools Infrastructure in Nyamira County Project Email address: ppo@education.go.ke</p> <p>In summary, a Procurement-related Complaint may challenge any of the following:</p> <p>(i) the terms of the Tender Documents; and (ii) the Procuring Entity's decision to award the contract.</p>

SECTION III - EVALUATION AND QUALIFICATION CRITERIA

1. General Provisions

- 1.1 Wherever a Tenderer is required to state a monetary amount, Tenderers should indicate the Kenya Shilling equivalent using the rate of exchange determined as follows:
- For construction turnover or financial data required for each year - Exchange rate prevailing on the last day of the respective calendar year (in which the amounts for that year is to be converted) was originally established.
 - Value of single contract - Exchange rate prevailing on the date of the contract signature.
 - Exchange rates shall be taken from the publicly available source identified in the ITT 14.3. Any error in determining the exchange rates in the Tender may be corrected by the Procuring Entity.
- 1.2 This section contains the criteria that the Employer shall use to evaluate tender and qualify tenderers. No other factors, methods or criteria shall be used other than specified in this tender document. The Tenderer shall provide all the information requested in the forms included in Section IV, Tendering Forms. The Procuring Entity should use **the Standard Tender Evaluation Document for Works** for evaluating Tenders.

1.3 Evaluation and contract award Criteria

The Procuring Entity shall use the criteria and methodologies listed in this Section to evaluate tenders and arrive at the Lowest Evaluated Tender. The tender that (i) meets the qualification criteria, (ii) has been determined to be substantially responsive to the Tender Documents, and (iii) is determined to have the Lowest Evaluated Tender price shall be selected for award of contract.

2 Preliminary examination for Determination of Responsiveness

The Procuring Entity will start by examining all tenders to ensure they meet in all respects the eligibility criteria and other requirements in the ITT, and that the tender is complete in all aspects in meeting the requirements of "Part 2 – Procuring Entity's Works Requirements", including checking for tenders with unacceptable errors, abnormally low tenders, abnormally high tenders and tenders that are front loaded. The Standard Tender Evaluation Report Document for Goods and Works for evaluating Tenders provides very clear guide on how to deal with review of these requirements. Tenders that do not pass the Preliminary Examination will be considered irresponsive and will not be considered further.

[The Procuring Entity will provide the preliminary evaluation criteria. To facilitate, a template may be attached or clearly described all information and list of documentation to be submitted by Tenderers to enable preliminary evaluation of the Tender-See Preliminary and Mandatory Requirements].

3 Tender Evaluation (ITT 35) Price evaluation: in addition to the criteria listed in ITT 35.2 (a) – (c) the following criteria shall apply:

- i) **Alternative Completion Times**, if permitted under ITT 13.2, will be evaluated as follows...**N/A**.....
- ii) **Alternative Technical Solutions** for specified parts of the Works, if permitted under ITT 13.4, will be evaluated as follows:
...**N/A**.....
- iii) **Other Criteria**; if permitted under ITT 35.2(d).....**N/A**.....

PRELIMINARY AND MANDATORY REQUIREMENTS

All Tenderers **MUST** meet the following mandatory requirements.

Tenderers that do not meet ALL the mandatory requirements will be considered non-responsive and will not be considered for further evaluation.

Note: All copies that require certification SHALL be certified by a registered Advocate and Commissioner for Oaths, High Court of Kenya.

NO	S/NO MANDATORY REQUIREMENTS	MANDATORY
1.	The bidder Must Submit a copy of Certificate of Incorporation or Registration	Mandatory
2.	The bidder Must submit a copy of CR12 from registrar of company's issued in the last six (6) months showing the list of company directors or a copy of IDs for Sole Proprietor.	Mandatory
3.	The bidder Must submit a copy of Valid Tax Compliance Certificate from KRA	Mandatory
4.	Bidder must provide a Certified copy of a valid Practicing License from the (National Construction Authority) (NCA 4 and above)	Mandatory
5.	Bidder MUST provide a Tender Security of Kshs. 1,500,000.00 in form of Bank Guarantee from a Commercial Bank registered in Kenya valid for 150 calendar days from the tender opening date	Mandatory
6.	The bidder Must attach valid (2023) Business Permit issued by a County Government	Mandatory
7.	The bidder Must provide a copy of Audited financial statements for the last three consecutive years (2020, 2021 and 2022). For purpose of evaluation, the audited accounts are considered to be Certified if issued by registered CPA firm/member recognized by ICPAK and signed by the Company's Directors	Mandatory
8.	The bidder Must duly fill, Sign & Stamp Form of Tender	Mandatory
9.	The bidder Must fill, sign and stamp Confidential Business Questionnaire in the format provided, clearing indicating Contact address: Physical, Postal, Telephone and Email address of the Firm	Mandatory
10.	The bidder Must fill, sign and stamp Certificate of Independent Tender Determination in the format provided	Mandatory
11.	The bidder Must fill, sign and stamp the Self-declaration form that the firm/tenderer is not debarred by PPRA – Fill form SD1 in the format provided.	Mandatory
12.	The bidder Must fill, sign and stamp the Self-declaration form that the firm/tenderer will not engage in any corrupt or fraudulent practice in the format provided– Form SD2	Mandatory

13.	The bidder Must fill, sign and stamp the Self-declaration and commitment to the code of ethics in the format provided – Self-Declaration of the Tenderer (FORM SD3)	Mandatory
14.	The bidder Must Fill, Sign & Stamp the Site Visit form attached in the format provided. The site visit must be signed by the Contractors Representative and the School Representative on site.	Mandatory
15.	Bidder MUST submit 1 original copy & 1 hard copy of the bid documents and 1 softcopy of the bid document. The bid documents Must clearly be marked “Original” and “Copies”. They Must be sequentially paginated /Serialized to ensure compliance with section 78 (5) of PublicProcurement and Assets Disposal Act, 2015. (From the first page in format 1,2,3,4 to the last page). Bid document should be properly bound, paginated all pages. Use of spring files, boxed files or stapled documents shall be rejected	Mandatory
16.	The bidder Must fill and submit Form CON-2 Historical Contract Non-Performance and Pending Litigation in the Format Provided	Mandatory
17.	The Authorized person to sign the tender on behalf of the tenderer and must sign or initialize all the pages of the bid document (i.e., all the forms, priced Bills of Quantities) or amendments have been made	Mandatory
18.	In case the Tenderer is a JV, the Tender shall be signed by an authorized representative of the JV on behalf of the JV, and so as to be legally binding on all the members as evidenced by a power of attorney signed by their legally authorized representatives	Mandatory
19.	The bidder Must attach the Power of attorney/Authorization Letter duly signed by directors appearing in CR12 or by the director of the firm with the highest shares, giving the name of person who has been authorized to submit/execute this agreement as a binding document and this person should sign all the documents related to this tender. MR23 Must submit a detailed works program for the works	Mandatory

TECHNICAL EVALUATION CRITERIA

No.	Description	Requirement	Score
1.	Specific experience of the firm	<p>The firm must provide evidence of at least three (3) similar works of which MUST be completed in the last 5 years;</p> <p>a. At least one such similar assignment (works) shall be of minimum value of Kenya Shillings Eighty Million (Kshs.80,000,000). The project should have been completed successfully. This has to be evidenced (attach completion certificate) (9 Marks)</p> <p>b. The remaining other two similar assignments (works) shall be of minimum value Kes. Fifty Million (50,000,000). (5 Marks for Each).</p> <p>c. The Bidder must Provide evidence to show his Annual volume of construction work is a minimum of Kshs.100,000,000 carried out in the last 3 consecutive years. (Bidder should provide a list of works, client names and reference person as well as contacts. The evidence must be reflected on the firm's financial statements provided) (10 Marks)</p> <p>d. Recommendation/ Reference Letters addressed to the PS State Department of Basic Education, from all the Assignments listed above. (2 marks each)</p> <p>For purposes of evaluation, bidders must attach copies of the contracts for each of the three (3) submitted assignment clearly indicating details of the assignment, name and contact address of the client, value of the assignment, project duration and evidence of successful completion i.e., Completion Certificate.</p>	35 Marks
2.	Work Plan and Methodology	<p>The firm should provide a logical, well-structured work plan consistent with the time frame for the production and demonstrate:</p> <p>a. Understanding of the Terms of Reference / Scope of Construction of Building and civil works. (Detailed Write up) (8 Marks).</p> <p>b. Methodology clearly indicating a detailed description of the project activities. (10 Marks).</p>	30 Marks

		<p>c. Logical Work plan that clearly indicate timeframes and deliverables. (10 Marks).</p> <p>d. Organization: project organization structure for the proposed project (2 Marks)</p>	
3.	Plant & Equipment	<p>The Bidder must indicate the main plant and equipment considered by the company to be necessary for undertaking the project together with proof ownership or lease agreement. The essential equipment to be made available for the Contract by the Bidder</p> <p>a) Backhoe/Excavator (1 No.) 5 marks b) Mobile Concrete Mixer (2 No.) – 1.5marks each (3 marks) c) Concrete Poker vibrators (2 No.) – 1 ark each (2 marks) d) Tipper (2No.) – 2.5 marks each (5marks)</p> <p>(Bidder must provide current proposals/ evidence for timely acquisition or own, lease, hire, etc Clearly indicating Source and Contacts for the firms if equipment are under lease)</p>	15 Marks
4.	Qualification and Experience of Key Personnel	<p>Bidders are required to provide Curriculum Vitae (CV) of two (2) key professional staff, of whom one will be the Project Team Leader (PTL) responsible for the day-to-day management of the project, with requisite qualification and experience as detailed below:</p> <p>1. Key Professional Staff: Project/Construction Manager - 10 Marks</p> <p>He/she must be a Registered Professional Civil Engineer/Quantity Surveyor/Architect registered with their respective professional bodies</p> <p>The bidder must attach:</p> <p>a. Certified Copy of degree Certificate. (3 Marks) b. Certified Copy of Professional Registration/Practicing License. (4 Marks) c. At least five (5) years general experience in project/construction management (3 Marks)</p> <p>2. Key Professional Staff: Civil Engineer/ Technician – 10Marks</p> <p>He/she must be a Diploma Holder for Civil Engineering and be registered by Kenya Engineering Technology</p>	20 Marks

	Registration Board (KETRB) or an equivalent accreditation The bidder must attach: a. Certified Copy of degree/ Diploma Certificate. (3 Mark) b. Certified Copy of Certificate from either EBK or KETRB (4 Marks) c. At least three (5) years' experience in construction. (3 Marks)	
--	--	--

NB: After technical evaluation of the tenders, those tenders that shall not have attained a minimum Pass mark of 70 shall be declared Non responsive and will be eliminated from the evaluation process and will therefore, not be considered for financial evaluation

A. FINANCIAL EVALUATION CRITERIA

No	FINANCIAL EVALUATION	MUST COMPLY
1.	There is no discrepancy between the Figures and Words in the Form of Tender	Must Comply
2.	The BoQ is accurately filled, signed and stamp with the total contract price	Must Comply
3.	There is no discrepancy between the total in Figures and Words of the BQ	Must Comply
4.	The Total Price in the BoQ must be transferred to the Form of Tender. Any discrepancy between the total amount in the BoQ and Form of Tender shall lead to automatic disqualification.	Must Comply
5.	Pricing consistency (same rates for similar items, price distribution amongst sections)	Must Comply
6.	Reasonableness of pricing (comparison with prevailing market levels, inclusion of taxes [VAT] in the rates);	Must Comply

4. Tender Award

The tender will be awarded to the lowest evaluated responsive bidder who is determined to be qualified to perform the contract satisfactorily. The tenderer must have met all the tender requirements including the scope of work, terms of reference and technical specs.

5. Multiple Contracts – Not Applicable

5.1 Multiple contracts will not be permitted in accordance with ITT 35.4. Tenderers are evaluated on basis of Lots and the lowest evaluated tenderer identified for

each Lot. The Procuring Entity will select one Option of the two Options listed below for award of Contracts.

OPTION 1

- i) If a tenderer wins only one Lot, the tenderer will be awarded a contract for that Lot, provided the tenderer meets the Eligibility and Qualification Criteria for that Lot.
- ii) If a tenderer wins more than one Lot, the tenderer will be awarded contracts for all won Lots, provided the tenderer meets the aggregate Eligibility and Qualification Criteria for all the Lots. The tenderer will be awarded the combination of Lots for which the tenderer qualifies and the others will be considered for award to second lowest the tenderers.

OPTION 2

The Procuring Entity will consider all possible combinations of won Lots [contract(s)] and determine the combinations with the lowest evaluated price. Tenders will then be awarded to the Tenderer or Tenderers in the combinations provided the tenderer meets the aggregate Eligibility and Qualification Criteria for all the won Lots.

6 Alternative Tenders (ITT 13.1) not applicable

An alternative if permitted under ITT 13.1, will be evaluated as follows:

The Procuring Entity shall consider Tenders offered for alternatives as specified in Part 2- Works Requirements. Only the technical alternatives, if any, of the Tenderer with the Best Evaluated Tender conforming to the basic technical requirements shall be considered by the Procuring Entity.

7 Margin of Preference is not applicable

8 Post qualification and Contract award (ITT 39), more specifically, state whether applicable or not

- a) In case the tender was subject to post-qualification, the contract shall be awarded to the lowest evaluated tenderer, subject to confirmation of pre-qualification data, if so required.
- b) In case the tender was not subject to post-qualification, the tender that has been determined to be the lowest evaluated tenderer shall be considered for contract award, subject to meeting each of the following conditions.
 - i) The Tenderer shall demonstrate that it has access to, or has available, liquid assets, unencumbered real assets, lines of credit, and other financial means (independent of any contractual advance payment) sufficient to meet the construction cash flow of Kenya Shillings _____.
 - ii) Minimum average annual construction turnover of Kenya Shillings _____ [insert amount], equivalent calculated as total certified payments received for contracts in progress and/or completed

within the last _____ [insert of year] years.

- iii) At least _____ (insert number) of contract(s) of a similar nature executed within Kenya, or the East African Community or abroad, that have been satisfactorily and substantially completed as a prime contractor, or joint venture member or sub-contractor each of minimum value Kenya shillings _____ equivalent.
- iv) Contractor's Representative and Key Personnel, which are specified as _____
- v) Contractors key equipment listed on the table "Contractor's Equipment" below and more specifically listed as [specify requirements for each lot as applicable]
 - vi) Other conditions depending on their seriousness.
- a) **History of non-performing contracts:**

Tenderer and each member of JV in case the Tenderer is a JV, shall demonstrate that Non-performance of a contract did not occur because of the default of the Tenderer, or the member of a JV in the last 5 years. The required information shall be furnished in the appropriate form.
- b) **Pending Litigation**

Financial position and prospective long-term profitability of the Single Tenderer, and in the case the Tenderer is a JV, of each member of the JV, shall remain sound according to criteria established with respect to Financial Capability under Paragraph (i) above if all pending litigation will be resolved against the Tenderer. Tenderer shall provide information on pending litigations in the appropriate form.
- c) **Litigation History**

There shall be no consistent history of court/arbitral award decisions against the Tenderer, in the last 5 years. All parties to the contract shall furnish the information in the appropriate form about any litigation or arbitration resulting from contracts completed or ongoing under its execution over the years specified. A consistent history of awards against the Tenderer or any member of a JV may result in rejection of the tender.

9 **QUALIFICATION FORM SUMMARY**

1	2	3	4	5
Item No.	Qualification Subject	Qualification Requirement	Document To be Completed by Tenderer	For Procuring Entity's Use (Qualification met or Not Met)
1	Nationality	Nationality in accordance with ITT 3.6	Forms ELI – 1.1 and 1.2, with attachments	
2	Tax Obligations for Kenyan Tenderers	Has produced a current tax clearance certificate or tax exemption certificate issued by the Kenya Revenue Authority in accordance with ITT 3.14.	Form of Tender	
3	Conflict of Interest	No conflicts of interest in accordance with ITT 3.3	Form of Tender	
4	PPRA Eligibility	Not having been declared ineligible by the PPRA as described in ITT 3.8	Form of Tender	
5	State- owned Enterprise	Meets conditions of ITT 3.7	Forms ELI – 1.1 and 1.2, with attachments	
6	Goods, equipment and services to be supplied under the contract	To have their origin in any country that is not determined ineligible under ITT 4.1	Forms ELI – 1.1 and 1.2, with attachments	
7	History of Non-Performing Contracts	Non-performance of a contract did not occur as a result of contractor default since 1 st January 2017.	Form CON-2	
8	Suspension Based on Execution of Tender/ Proposal Securing	Not under suspension based on-execution of a Tender/Proposal Securing Declaration pursuant to ITT 19.9	Form of Tender	

1	2	3	4	5
Item No.	Qualification Subject	Qualification Requirement	Document To be Completed by Tenderer	For Procuring Entity's Use (Qualification met or Not Met)
	Declaration by the Procuring Entity			
9	Pending Litigation	Tender's financial position and prospective long-term profitability still sound according to criteria established in 3.1 and assuming that all pending litigation will NOT be resolved against the Tenderer.	Form CON – 2	
10	Litigation History	No consistent history of court/arbitral award decisions against the Tenderer since 1 st January 2017	Form CON – 2	
11	Financial Capabilities	<p>(i) The Tenderer shall demonstrate that it has access to, or has available, liquid assets, unencumbered real assets, lines of credit, and other financial means (independent of any contractual advance payment) sufficient to meet the construction cash flow requirements estimated as Kenya Shillings <i>[insert amount]</i> equivalent for the subject contract(s) net of the Tenderer's other commitments.</p> <p>(ii) The Tenderers shall also demonstrate, to the satisfaction of the Procuring Entity, that it has adequate sources of finance to meet the cash flow requirements on works currently in</p>	Form FIN – 3.1, with attachments	

1	2	3	4	5
Item No.	Qualification Subject	Qualification Requirement	Document To be Completed by Tenderer	For Procuring Entity's Use (Qualification met or Not Met)
		<p>progress and for future contract commitments.</p> <p>(iii) The audited balance sheets or, if not required by the laws of the Tenderer's country, other financial statements acceptable to the Procuring Entity, for the last <i>[insert number of years]</i> years shall be submitted and must demonstrate the current soundness of the Tenderer's financial position and indicate its prospective long-term profitability.</p>		
12	Average Annual Construction Turnover	Minimum average annual construction turnover of Kenya Shillings [Kshs 100 million] , equivalent calculated as total certified payments received for contracts in progress and/or completed within the last [3] years, divided by [3] years	Form FIN – 3.2	
13	General Construction Experience	Experience under construction contracts in the role of prime contractor, JV member, sub-contractor, or management contractor for at least the last [5] years, starting 1st January [2017] .	Form EXP – 4.1	

1	2	3	4	5
Item No.	Qualification Subject	Qualification Requirement	Document To be Completed by Tenderer	For Procuring Entity's Use (Qualification met or Not Met)
14	Specific Construction & Contract Management Experience	<p>A minimum number of [Three] similar contracts specified below that have been satisfactorily and substantially completed as a prime contractor, joint venture member, management contractor or sub-contractor between 1st January 2019 and tender submission deadline i.e. 3No. contracts, 2No. Ksh30 million, 1 No. Ksh 40Million equivalent.</p> <p><i>[In case the Works are to be tender as individual contracts under multiple contract procedure, the minimum number of contracts required for purposes of evaluating qualification shall be selected from the options mentioned in ITT 35.4]</i></p> <p>The similarity of the contracts shall be based on the following: <i>[Based on Section VII, Scope of Works, specify the minimum key requirements in terms of physical size, complexity, construction method, technology and/or other characteristics including part of the requirements that may be met by specialized subcontractors, if permitted in accordance with ITT 34.3]</i></p>	Form EXP 4.2(a)	

QUALIFICATION FORMS

FORM : EQUIPMENT

The Tenderer shall provide adequate information to demonstrate clearly that it has the capability to meet the requirements for the key equipment listed in Section III, Evaluation and Qualification Criteria. A separate Form shall be prepared for each item of equipment listed, or for alternative equipment proposed by the Tenderer.

Item of equipment		
Equipment information	Name of manufacturer	Model and power rating
	Capacity	Year of manufacture
Current status	Current location	
	Details of current commitments	
Source	Indicate source of the equipment <input type="checkbox"/> Owned <input type="checkbox"/> Rented <input type="checkbox"/> Leased <input type="checkbox"/> Specially manufactured	

Omit the following information for equipment owned by the Tenderer.

Owner	Name of owner	
	Address of owner	
	Telephone	Contact name and title
	Fax	Telex
Agreements	Details of rental / lease / manufacture agreements specific to the project	

FORM PER -1

Contractor's Representative and Key Personnel Schedule

Tenderers should provide the names and details of the suitably qualified Contractor's Representative and Key Personnel to perform the Contract. The data on their experience should be supplied using the Form PER-2 below for each candidate.

Contractor' Representative and Key Personnel

1.	Title of position: Director	
	Name of candidate:	
	Duration of appointment:	<i>[insert the whole period (start and end dates) for which this position will be engaged]</i>
	Time commitment for this position:	<i>[insert the number of days/week/months/ that has been scheduled for this position]</i>
	Expected time schedule for this position:	<i>[insert the expected time schedule for this position (e.g. attach high level Gantt chart]</i>
2.	Title of position: [_____]	
	Name of candidate:	
	Duration of appointment:	<i>[insert the whole period (start and end dates) for which this position will be engaged]</i>
	Time commitment for this position:	<i>[insert the number of days/week/months/ that has been scheduled for this position]</i>
	Expected time schedule for this position:	<i>[insert the expected time schedule for this position (e.g. attach high level Gantt chart]</i>
3.	Title of position: [_____]	
	Name of candidate:	
	Duration of appointment:	<i>[insert the whole period (start and end dates) for which this position will be engaged]</i>
	Time commitment for this position:	<i>[insert the number of days/week/months/ that has been scheduled for this position]</i>
	Expected time schedule for this position:	<i>[insert the expected time schedule for this position (e.g. attach high level Gantt chart]</i>

4.	Title of position: [_____]	
	Name of candidate:	
	Duration of appointment:	<i>[insert the whole period (start and end dates) for which this position will be engaged]</i>
	Time commitment for this position:	<i>[insert the number of days/week/months/ that has been scheduled for this position]</i>
	Expected time schedule for this position:	<i>[insert the expected time schedule for this position (e.g. attach high level Gantt chart]</i>
5.	Title of position: <i>[insert title]</i>	
	Name of candidate	
	Duration of appointment:	<i>[insert the whole period (start and end dates) for which this position will be engaged]</i>
	Time commitment for this position:	<i>[insert the number of days/week/months/ that has been scheduled for this position]</i>
	Expected time schedule for this position:	<i>[insert the expected time schedule for this position (e.g. attach high level Gantt chart]</i>

FORM PER-2:

Resume and Declaration - Contractor's Representative and Key Personnel.

Summarize professional experience in reverse chronological order. Indicate particular technical and managerial experience relevant to the project.

Name of Tenderer		
Position [#1]: [<i>title of position from Form PER-1</i>]		
Personnel information	Name:	Date of birth:
	Address:	E-mail:
	Professional qualifications:	
	Academic qualifications:	
	Language proficiency: [<i>language and levels of speaking, reading and writing skills</i>]	
Details	Address of Procuring Entity:	
	Telephone:	Contact (manager / personnel officer):
	Fax:	
	Job title:	Years with present Procuring Entity:

Summarize professional experience in reverse chronological order. Indicate particular technical and managerial experience relevant to the project.

Project	Role	Duration of involvement	Relevant experience
<i>[main project details]</i>	<i>[role and responsibilities on the project]</i>	<i>[time in role]</i>	<i>[describe the experience relevant to this position]</i>

Declaration

I, the undersigned [insert either "Contractor's Representative" or "Key Personnel" as applicable], certify that to the best of my knowledge and belief, the information contained in this Form PER-2 correctly describes myself, my qualifications and my experience.

I confirm that I am available as certified in the following table and throughout the expected time schedule for this position as provided in the Tender:

Commitment	Details
Commitment to duration of contract:	<i>[insert period (start and end dates) for which this Contractor's Representative or Key Personnel is available to work on this contract]</i>
Time commitment:	<i>[insert period (start and end dates) for which this Contractor's Representative or Key Personnel is available to work on this contract]</i>

I understand that any misrepresentation or omission in this Form may:

- a) be taken into consideration during Tender evaluation;
- b) result in my disqualification from participating in the Tender;
- c) result in my dismissal from the contract.

Name of Contractor's Representative or Key Personnel: *[insert name]*

Signature: _____

Date: (day month year): _____

Countersignature of authorized representative of the Tenderer:

Signature: _____

Date: (day month year): _

1. TENDERER'S QUALIFICATION WITHOUT PRE-QUALIFICATION

To establish its qualifications to perform the contract in accordance with Section III, Evaluation and Qualification Criteria the Tenderer shall provide the information requested in the corresponding Information Sheets included hereunder.

4.1 FORM ELI -1.1

Tenderer Information Form

Date: _____

ITT No. and title: _____

Tenderer's name
In case of Joint Venture (JV), name of each member:
Tenderer's actual or intended country of registration: <i>[indicate country of Constitution]</i>
Tenderer's actual or intended year of incorporation:
Tenderer's legal address [in country of registration]:
Tenderer's authorized representative information Name: _____ Address: _____ Telephone/Fax numbers: _____ E-mail address: _____
1. Attached are copies of original documents of <input type="checkbox"/> Articles of Incorporation (or equivalent documents of constitution or association), and/or documents of registration of the legal entity named above, in accordance with ITT 3.6 <input type="checkbox"/> In case of JV, letter of intent to form JV or JV agreement, in accordance with ITT 3.5 <input type="checkbox"/> In case of state-owned enterprise or institution, in accordance with ITT 3.8, documents establishing: <ul style="list-style-type: none">• Legal and financial autonomy• Operation under commercial law• Establishing that the Tenderer is not under the supervision of the Procuring Entity
2. Included are the organizational chart and a list of Board of Directors.

4.2 FORM ELI -1.2

Tenderer's JV Information Form (to be completed for each member of Tenderer's JV)

Date: _____

ITT No. and title: _____

Tenderer's JV name:
JV member's name:
JV member's country of registration:
JV member's year of constitution:
JV member's legal address in country of constitution:
JV member's authorized representative information Name: _____ Address: _____ Telephone/Fax numbers: _____ E-mail address: _____
1. Attached are copies of original documents of <input type="checkbox"/> Articles of Incorporation (or equivalent documents of constitution or association), and/or registration documents of the legal entity named above, in accordance with ITT 3.6. <input type="checkbox"/> In case of a state-owned enterprise or institution, documents establishing legal and financial autonomy, operation in accordance with commercial law, and that they are not under the supervision of the Procuring Entity, in accordance with ITT 3.8. 2. Included are the organizational chart and a list of Board of Directors.

4.3 FORM CON – 2

Historical Contract Non-Performance, Pending Litigation and Litigation History

Tenderer's Name: _____

Date: _____

JV Member's Name _____

ITT No. and title: _____

Non-Performed Contracts in accordance with Section III, Evaluation and Qualification Criteria			
<input type="checkbox"/> Contract non-performance did not occur since 1 st January <i>[insert year]</i> specified in Section III, Evaluation and Qualification Criteria, Sub-Factor 2.1.			
<input type="checkbox"/> Contract(s) not performed since 1 st January <i>[insert year]</i> specified in Section III, Evaluation and Qualification Criteria, requirement 2.1			
Year	Non-performed portion of contract	Contract Identification	Total Contract Amount (current value, currency, exchange rate and Kenya Shilling equivalent)
<i>[insert year]</i>	<i>[insert amount and percentage]</i>	Contract Identification: <i>[indicate complete contract name/ number, and any other identification]</i> Name of Procuring Entity: <i>[insert full name]</i> Address of Procuring Entity: <i>[insert street/city/country]</i> Reason(s) for nonperformance: <i>[indicate main reason(s)]</i>	<i>[insert amount]</i>
Pending Litigation, in accordance with Section III, Evaluation and Qualification Criteria			
<input type="checkbox"/> No pending litigation in accordance with Section III, Evaluation and Qualification Criteria, Sub-Factor 2.3.			
<input type="checkbox"/> Pending litigation in accordance with Section III, Evaluation and Qualification Criteria, Sub-Factor 2.3 as indicated below.			

Year of dispute	Amount in dispute (currency)	Contract Identification	Total Contract Amount (currency), Kenya Shilling Equivalent (exchange rate)
		Contract Identification: _____ Name of Procuring Entity: _____ Address of Procuring Entity: _____ Matter in dispute: _____ Party who initiated the dispute: _____ Status of dispute: _____	
		Contract Identification: _____ Name of Procuring Entity: _____ Address of Procuring Entity: _____ Matter in dispute: _____ Party who initiated the dispute: _____ Status of dispute: _____	

Litigation History in accordance with Section III, Evaluation and Qualification Criteria			
<input type="checkbox"/> No Litigation History in accordance with Section III, Evaluation and Qualification Criteria, Sub-Factor 2.4. <input type="checkbox"/> Litigation History in accordance with Section III, Evaluation and Qualification Criteria, Sub-Factor 2.4 as indicated below.			
Year of award	Outcome as percentage of Net Worth	Contract Identification	Total Contract Amount (currency), Kenya Shilling Equivalent (exchange rate)
<i>[insert year]</i>	<i>[insert percentage]</i>	Contract Identification: <i>[indicate complete contract name, number, and any other identification]</i> Name of Procuring Entity: <i>[insert full name]</i> Address of Procuring Entity: <i>[insert street/city/country]</i> Matter in dispute: <i>[indicate main issues in dispute]</i> Party who initiated the dispute: <i>[indicate "Procuring Entity" or "Contractor"]</i> Reason(s) for Litigation and award decision <i>[indicate main reason(s)]</i>	<i>[insert amount]</i>

4.4 FORM FIN – 3.1:

Financial Situation and Performance

Tenderer's Name: _____

Date: _____

JV Member's Name _____

ITT No. and title: _____

4.4.1. Financial Data

Type of Financial information in _____ (currency)	Historic information for previous _____ years, _____ (amount in currency, currency, exchange rate*, USD equivalent)				
	Year 1	Year 2	Year 3	Year 4	Year 5
Statement of Financial Position (Information from Balance Sheet)					
Total Assets (TA)					
Total Liabilities (TL)					
Total Equity/Net Worth (NW)					
Current Assets (CA)					
Current Liabilities (CL)					
Working Capital (WC)					

Type of Financial information in _____ (currency)	Historic information for previous _____ years, _____ (amount in currency, currency, exchange rate*, USD equivalent)				
	Year 1	Year 2	Year 3	Year 4	Year 5
Information from Income Statement					
Total Revenue (TR)					
Profits Before Taxes (PBT)					
Cash Flow Information					
Cash Flow from Operating Activities					

*Refer to ITT 15 for the exchange rate

4.4.2 Sources of Finance

Specify sources of finance to meet the cash flow requirements on works currently in progress and for future contract commitments.

No.	Source of finance	Amount (Kenya Shilling equivalent)
1		
2		
3		

4.4.3 Financial documents

The Tenderer and its parties shall provide copies of financial statements for _____ years pursuant Section III, Evaluation and Qualifications Criteria, Sub-factor 3.1. The financial statements shall:

- (a) reflect the financial situation of the Tenderer or in case of JV member, and not an affiliated entity (such as parent company or group member).
- (b) be independently audited or certified in accordance with local legislation.
- (c) be complete, including all notes to the financial statements.
- (d) correspond to accounting periods already completed and audited.

Attached are copies of financial statements¹ for the _____ years required above; and complying with the requirements

¹ If the most recent set of financial statements is for a period earlier than 12 months from the date of Tender, the reason for this should be justified.

4.5 FORM FIN – 3.2:

Average Annual Construction Turnover

Tenderer's Name: _____

Date: _____

JV Member's Name _____

ITT No. and title: _____

Annual turnover data (construction only)			
Year	Amount Currency	Exchange rate	Kenya Shilling equivalent
<i>[indicate year]</i>	<i>[insert amount and indicate currency]</i>		
Average Annual Construction Turnover *			

* See Section III, Evaluation and Qualification Criteria, Sub-Factor 3.2.

4.6 FORM FIN – 3.3:

Financial Resources

Specify proposed sources of financing, such as liquid assets, unencumbered real assets, lines of credit, and other financial means, net of current commitments, available to meet the total construction cash flow demands of the subject contract or contracts as specified in Section III, Evaluation and Qualification Criteria

Financial Resources		
No.	Source of financing	Amount (Kenya Shilling equivalent)
1		
2		
3		

FORM FIN – 3.4:**Current Contract Commitments / Works in Progress**

Tenderers and each member to a JV should provide information on their current commitments on all contracts that have been awarded, or for which a letter of intent or acceptance has been received, or for contracts approaching completion, but for which an unqualified, full completion certificate has yet to be issued.

Current Contract Commitments

	Name of Contract	Procuring Entity's Contact Address, Tel,	Value of Outstanding Work [Current Kenya Shilling /month Equivalent]	Estimated Completion Date	Average Monthly Invoicing Over Last Six Months [Kenya Shilling /month]
1					
2					
3					
4					
5					

4.7 FORM EXP - 4.1

General Construction Experience

Tenderer's Name: _____

Date: _____

JV Member's Name _____

ITT No. and title: _____

Page _____ of _____ pages

Starting Year	Ending Year	Contract Identification	Role of Tenderer
		Contract name: _____ Brief Description of the Works performed by the Tenderer: _____ Amount of contract: _____ Name of Procuring Entity: _____ Address: _____	
		Contract name: _____ Brief Description of the Works performed by the Tenderer: _____ Amount of contract: _____ Name of Procuring Entity: _____ Address: _____	
		Contract name: _____ Brief Description of the Works performed by the Tenderer: _____ Amount of contract: _____ Name of Procuring Entity: _____ Address: _____	

4.8 FORM EXP - 4.2(a)

Specific Construction and Contract Management Experience

Tenderer's Name: _____

Date: _____

JV Member's Name _____

ITT No. and title: _____

Similar Contract No.	Information			
Contract Identification				
Award date				
Completion date				
Role in Contract	Prime Contractor <input type="checkbox"/>	Member in JV <input type="checkbox"/>	Management Contractor <input type="checkbox"/>	Sub-contractor <input type="checkbox"/>
Total Contract Amount				Kenya Shilling
If member in a JV or sub-contractor, specify participation in total Contract amount				
Procuring Entity's Name:				
Address:				
Telephone/fax number				
E-mail:				

4.9 FORM EXP - 4.2 (a) (cont.)

Specific Construction and Contract Management Experience (cont.)

Similar Contract No.	Information
Description of the similarity in accordance with Sub-Factor 4.2(a) of Section III:	
1. Amount	
2. Physical size of required works items	
3. Complexity	
4. Methods/Technology	
5. Construction rate for key activities	
6. Other Characteristics	

4.10 FORM EXP - 4.2(b)

Construction Experience in Key Activities

Tenderer's Name: _____

Date: _____

Tenderer's JV Member Name: _____

Sub-contractor's Name² (as per ITT 34): _____

ITT No. and title: _____

All Sub-contractors for key activities must complete the information in this form as per ITT 34 and Section III, Evaluation and Qualification Criteria, Sub-Factor 4.2.

1. Key Activity No One: _

Information				
Contract Identification				
Award date				
Completion date				
Role in Contract	Prime Contractor <input type="checkbox"/>	Member in JV <input type="checkbox"/>	Management Contractor <input type="checkbox"/>	Sub-contractor <input type="checkbox"/>
Total Contract Amount	Kenya Shilling			
Quantity (Volume, number or rate of production, as applicable) performed under the contract per year or part of the year	Total quantity in the contract (i)	Percentage participation (ii)		Actual Quantity Performed (i) x (ii)
Year 1				
Year 2				
Year 3				
Year 4				
Procuring Entity's Name:				
Address: Telephone/fax number E-mail:				

² If applicable

	Information
Description of the key activities in accordance with Sub-Factor 4.2(b) of Section III:	

- 2. Activity No. Two
- 3.

OTHER FORMS

2.FORM OF TENDER

(Amended and issued pursuant to PPRA CIRCULAR No. 02/2022)

INSTRUCTIONS TO TENDERERS

- i) All italicized text is to help the Tenderer in preparing this form.*
- ii) The Tenderer must prepare this Form of Tender on stationery with its letterhead clearly showing the Tenderer's complete name and business address. Tenderers are reminded that this is a mandatory requirement.*
- iii) Tenderer must complete and sign CERTIFICATE OF INDEPENDENT TENDER DETERMINATION and the SELF DECLARATION FORMS OF THE TENDERER as listed under (s) below.*

Date of this Tender submission:.....[insert date (as day, month and year) of Tender submission]

Tender Name and Identification:.....[insert identification] **Alternative**

No.:.....[insert identification No if this is a Tender for an alternative]

To: [Insert complete name of Procuring Entity]

Dear Sirs,

1.In accordance with the Conditions of Contract, Specifications, Drawings and Bills of Quantities for the execution of the above named Works, we, the undersigned offer to construct and complete the Works and remedy any defects therein for the sum of Kenya Shillings *[[Amount in figures]*_____Kenya Shillings *[amount in words]*_____.

The above amount includes foreign currency amount (s) of *[state figure or a percentage and currency]* [figures]_____ [words]_____.

The percentage or amount quoted above does not include provisional sums, and only allows not more than two foreign currencies.

2.We undertake, if our tender is accepted, to commence the Works as soon as is reasonably possible after the receipt of the Project Manager's notice to commence, and to complete the whole of the Works comprised in the Contract within the time stated in the Special Conditions of Contract.

3.We agree to adhere by this tender until_____ *[Insert date]*, and it shall remain binding upon us and may be accepted at any time before that date.

4.Unless and until a formal Agreement is prepared and executed this tender together with your written acceptance thereof, shall constitute a binding Contract between us. We further understand that you are not bound to accept the lowest or any tender you may receive.

5.We, the undersigned, further declare that:

- i) No reservations: We have examined and have no reservations to the tender document, including Addenda issued in accordance with ITT 28;*
- ii) Eligibility: We meet the eligibility requirements and have no conflict of interest in accordance with ITT 3 and 4;*

iii) Tender-Securing Declaration: We have not been suspended nor declared ineligible by the Procuring Entity based on execution of a Tender-Securing or Proposal-Securing Declaration in the Procuring Entity's Country in accordance with ITT 19.8;

iv) Conformity: We offer to execute in conformity with the tendering documents and in accordance with the implementation and completion specified in the construction schedule, the following Works: *[insert a brief description of the Works]*;

v) Tender Price: The total price of our Tender, excluding any discounts offered in item 1 above is: *[Insert one of the options below as appropriate]*

vi) Option 1, in case of one lot: Total price is: *[insert the total price of the Tender in words and figures, indicating the various amounts and the respective currencies]*; Or

Option 2, in case of multiple lots:

a) Total price of each lot *[insert the total price of each lot in words and figures, indicating the various amounts and the respective currencies]*; and

b) Total price of all lots (sum of all lots) *[insert the total price of all lots in words and figures, indicating the various amounts and the respective currencies]*;

vii) Discounts: The discounts offered and the methodology for their application are:

viii) The discounts offered are: *[Specify in detail each discount offered.]*

ix) The exact method of calculations to determine the net price after application of discounts is shown below: *[Specify in detail the method that shall be used to apply the discounts]*;

x) Tender Validity Period: Our Tender shall be valid for the period specified in TDS 18.1 (as amended, if applicable) from the date fixed for the Tender submission deadline specified in TDS 22.1 (as amended, if applicable), and it shall remain binding upon us and may be accepted at any time before the expiration of that period;

xi) Performance Security: If our Tender is accepted, we commit to obtain a Performance Security in accordance with the Tendering document;

xii) One Tender Per Tender: We are not submitting any other Tender(s) as an individual Tender, and we are not participating in any other Tender(s) as a Joint Venture member or as a subcontractor, and meet the requirements of ITT 3.4, other than alternative Tenders submitted in accordance with ITT 13.3;

xiii) Suspension and Debarment: We, along with any of our subcontractors, suppliers, Project Manager, manufacturers, or service providers for any part of the contract, are not subject to, and not controlled by any entity or individual that is subject to, a temporary suspension or a debarment imposed by the Public Procurement Regulatory Authority or any other entity of the Government of Kenya, or any international organization.

xiv) State-owned enterprise or institution: *[select the appropriate option and delete the other]* *[We are not a state-owned enterprise or institution]* / *[We are a state-owned enterprise or institution but meet the requirements of ITT 3.8]*;

xv) Commissions, gratuities, fees: We have paid, or will pay the following commissions, gratuities, or fees with respect to the tender process or execution of the Contract: *[insert complete name of each Recipient, its full address, the reason for which each commission or gratuity was paid and the amount and currency of each such commission or gratuity]*.

Name of Recipient	Address	Reason	Amount

(If none has been paid or is to be paid, indicate “none.”)

xvi) **Binding Contract:** We understand that this Tender, together with your written acceptance thereof included in your Letter of Acceptance, shall constitute a binding contract between us, until a formal contract is prepared and executed;

xvii) **Not Bound to Accept:** We understand that you are not bound to accept the lowest evaluated cost Tender, the Most Advantageous Tender or any other Tender that you may receive;

xviii) **Fraud and Corruption:** We hereby certify that we have taken steps to ensure that no person acting for us or on our behalf engages in any type of Fraud and Corruption;

xix) **Collusive practices:** We hereby certify and confirm that the tender is genuine, non-collusive and made with the intention of accepting the contract if awarded. To this effect we have signed the “Certificate of Independent Tender Determination” attached below.

xx) We undertake to adhere by the Code of Ethics for Persons Participating in Public Procurement and Asset Disposal, copy available from PPRA website during the procurement process and the execution of any resulting contract.

xxi) **Beneficial Ownership Information:** We commit to provide to the procuring entity the Beneficial Ownership Information in conformity with the Beneficial Ownership Disclosure Form upon receipt of notification of intention to enter into a contract in the event we are the successful tenderer in this subject procurement proceeding.

xxii) We, the Tenderer, have duly completed, signed and stamped the following Forms as part of our Tender:

- a) Tenderer's Eligibility; Confidential Business Questionnaire – to establish we are not in any conflict to interest.
- b) Certificate of Independent Tender Determination – to declare that we completed the tender without colluding with other tenderers.
- c) Self-Declaration of the Tenderer – to declare that we will, if awarded a contract, not engage in any form of fraud and corruption.
- d) Declaration and commitment to the Code of Ethics for Persons Participating in Public Procurement and Asset Disposal

Further, we confirm that we have read and understood the full content and scope of fraud and corruption as informed in “**Appendix 1- Fraud and Corruption**” attached to the Form of Tender.

Name of the Tenderer: *[insert complete name of person signing the Tender]

Name of the person duly authorized to sign the Tender on behalf of the Tenderer: **[insert complete name of person duly authorized to sign the Tender]

Title of the person signing the Tender: [insert complete title of the person signing the Tender]

Signature of the person named above: [insert signature of person whose name and capacity are shown above]

Date signed [insert date of signing] day of [insert month], [insert year]

Date signed _____ day of _____,

Notes

* In the case of the Tender submitted by joint venture specify the name of the Joint Venture as Tenderer

** Person signing the Tender shall have the power of attorney given by the Tenderer to be attached with the Tender.

A. TENDERER'S ELIGIBILITY- CONFIDENTIAL BUSINESS QUESTIONNAIRE

Instruction to Tenderer

Tender is instructed to complete the particulars required in this Form, *one form for each entity if Tender is a JV*. Tenderer is further reminded that it is an offence to give false information on this Form.

(a) Tenderer's details

	ITEM	DESCRIPTION
1	Name of the Procuring Entity	
2	Reference Number of the Tender	
3	Date and Time of Tender Opening	
4	Name of the Tenderer	
5	Full Address and Contact Details of the Tenderer.	1. Country 2. City 3. Location 4. Building 5. Floor 6. Postal Address 7. Name and email of contact person.
6	Current Trade License Registration Number and Expiring date	
7	Name, country and full address (<i>postal and physical addresses, email, and telephone number</i>) of Registering Body/Agency	
8	Description of Nature of Business	
9	Maximum value of business which the Tenderer handles.	
10	State if Tenders Company is listed in stock exchange, give name and full address (<i>postal and physical addresses, email, and telephone number</i>) of state which stock exchange	

General and Specific Details

b) Sole Proprietor, provide the following details.

Name in full _____ Age _____ Nationality _____
 _____ Country of Origin _____ Citizenship _____

c) Partnership, provide the following details.

	Names of Partners	Nationality	Citizenship	% Shares owned
1				
2				
3				

d) Registered Company, provide the following details.

i) Private or public Company _____

ii) State the nominal and issued capital of the Company _____

Nominal Kenya Shillings (Equivalent)..... Issued

iii) Give details of Directors as follows.

	Names of Director	Nationality	Citizenship	% Shares owned
1				
2				
3				

(e) **DISCLOSURE OF INTEREST- Interest of the Firm in the Procuring Entity.**

- i) Are there any person/persons in (*Name of Procuring Entity*) who has/have an interest or relationship in this firm? Yes/No.....

If yes, provide details as follows.

	Names of Person	Designation in the Procuring Entity	Interest or Relationship with Tenderer
1			
2			
3			

ii) **Conflict of interest disclosure**

	Type of Conflict	Disclosure YES OR NO	If YES provide details of the relationship with Tenderer
1	Tenderer is directly or indirectly controls, is controlled by or is under common control with another tenderer.		
2	Tenderer receives or has received any direct or indirect subsidy from another tenderer.		
3	Tenderer has the same legal representative as another tenderer		
4	Tenderer has a relationship with another tenderer, directly or through common third parties, that puts it in a position to influence the tender of another tenderer, or influence the decisions of the Procuring Entity regarding this tendering process.		
5	Any of the Tenderer's affiliates participated as a consultant in the preparation of the design or technical specifications of the works that are the subject of the tender.		
6	Tenderer would be providing goods, works, non-consulting services or consulting services during implementation of the contract specified in this Tender Document.		
7	Tenderer has a close business or family relationship with a professional staff of the Procuring Entity who are directly or indirectly involved in the preparation of the Tender document or specifications of the Contract, and/or the Tender evaluation process of such contract.		
8	Tenderer has a close business or family relationship with a professional staff of the Procuring Entity who would be involved in the implementation or supervision of the such Contract.		
9	Has the conflict stemming from such relationship stated in item 7 and 8 above been resolved in a manner acceptable to the Procuring Entity throughout the tendering process and execution of the Contract.		

f) Certification

On behalf of the Tenderer, I certify that the information given above is complete, current and accurate as at the date of submission.

Full Name _____ Title or

Designation _____

(Signature)

(Date)

B. CERTIFICATE OF INDEPENDENT TENDER DETERMINATION

I, the undersigned, in submitting the accompanying Letter of Tender to the _____ [Name of Procuring Entity] for: _____ [Name and number of tender] in response to the request for tenders made by: _____ [Name of Tenderer] do hereby make the following statements that I certify to be true and complete in every respect:

I certify, on behalf of _____ [Name of Tenderer] that:

1. I have read and I understand the contents of this Certificate;
2. I understand that the Tender will be disqualified if this Certificate is found not to be true and complete in every respect;
3. I am the authorized representative of the Tenderer with authority to sign this Certificate, and to submit the Tender on behalf of the Tenderer;
4. For the purposes of this Certificate and the Tender, I understand that the word "competitor" shall include any individual or organization, other than the Tenderer, whether or not affiliated with the Tenderer, who:
 - a) has been requested to submit a Tender in response to this request for tenders;
 - b) could potentially submit a tender in response to this request for tenders, based on their qualifications, abilities or experience;
5. The Tenderer discloses that [check one of the following, as applicable]:
 - a) The Tenderer has arrived at the Tender independently from, and without consultation, communication, agreement or arrangement with, any competitor;
 - b) the Tenderer has entered into consultations, communications, agreements or arrangements with one or more competitors regarding this request for tenders, and the Tenderer discloses, in the attached document(s), complete details thereof, including the names of the competitors and the nature of, and reasons for, such consultations, communications, agreements or arrangements;
6. In particular, without limiting the generality of paragraphs (5)(a) or (5)(b) above, there has been no consultation, communication, agreement or arrangement with any competitor regarding:
 - a) prices;
 - b) methods, factors or formulas used to calculate prices;
 - c) the intention or decision to submit, or not to submit, a tender; or
 - d) the submission of a tender which does not meet the specifications of the request for Tenders; except as specifically disclosed pursuant to paragraph (5)(b) above;
7. In addition, there has been no consultation, communication, agreement or arrangement with any competitor regarding the quality, quantity, specifications or delivery particulars of the works or services to which this request for tenders relates, except as specifically authorized by the procuring authority or as specifically disclosed pursuant to paragraph (5)(b) above;
8. the terms of the Tender have not been, and will not be, knowingly disclosed by the Tenderer, directly or indirectly, to any competitor, prior to the date and time of the official tender opening, or of the awarding of the Contract, whichever comes first, unless otherwise required by law or as specifically disclosed pursuant to paragraph (5)(b) above.

Name _____ Title__ Date _____

[Name, title and signature of authorized agent of Tenderer and Date].

C. SELF - DECLARATION FORMS

FORM SD1

SELF DECLARATION THAT THE PERSON/TENDERER IS NOT DEBARRED IN THE MATTER OF THE PUBLIC PROCUREMENT AND ASSET DISPOSAL ACT 2015.

I,, of Post Office Box being a resident of in the Republic of do hereby make a statement as follows: -

1. THAT I am the Company Secretary/ Chief Executive/Managing Director/Principal Officer/Director of (*insert name of the Company*) who is a Bidder in respect of Tender No. for (*insert tender title/description*) for (*insert name of the Procuring entity*) and duly authorized and competent to make this statement.
2. THAT the aforesaid Bidder, its Directors and subcontractors have not been debarred from participating in procurement proceeding under Part IV of the Act.
3. THAT what is deponed to herein above is true to the best of my knowledge, information and belief.

..... (Signature) (Date) (Title)

Bidder Official Stamp

DECLARATION AND COMMITMENT TO THE CODE OF ETHICS

I (person) on behalf of (*Name of the Business/ Company/Firm*) declare that I have read and fully understood the contents of the Public Procurement & Asset Disposal Act, 2015, Regulations and the Code of Ethics for persons participating in Public Procurement and Asset Disposal and my responsibilities under the Code.

I do hereby commit to abide by the provisions of the Code of Ethics for persons participating in Public Procurement and Asset Disposal.

Name of Authorized signatory..... Sign.....

Position.....

Office address..... Telephone.....

E-mail.....

Name of the Firm/Company.....

Date..... (Company Seal/ Rubber

Stamp where applicable)

Witness

Name Sign.....

Date.....

D. APPENDIX 1- FRAUD AND CORRUPTION

(Appendix 1 shall not be modified)

1. Purpose

2. The Government of Kenya's Anti-Corruption and Economic Crime laws and their sanction's policies and procedures, Public Procurement and Asset Disposal Act (*no. 33 of 2015*) and its Regulation, and any other Kenya's Acts or Regulations related to Fraud and Corruption, and similar offences, shall apply with respect to Public Procurement Processes and Contracts that are governed by the laws of Kenya.

3. Requirements

The Government of Kenya requires that all parties including Procuring Entities, Tenderers, (applicants/proposers), Consultants, Contractors and Suppliers; any Sub-contractors, Sub-consultants, Service providers or Suppliers; any Agents (whether declared or not); and any of their Personnel, involved and engaged in procurement under Kenya's Laws and Regulation, observe the highest standard of ethics during the procurement process, selection and contract execution of all contracts, and refrain from Fraud and Corruption and fully comply with Kenya's laws and Regulations as per paragraphs 1.1 above.

Kenya's public procurement and asset disposal act (*no. 33 of 2015*) under Section 66 describes rules to be followed and actions to be taken in dealing with Corrupt, Coercive, Obstructive, Collusive or Fraudulent practices, and Conflicts of Interest in procurement including consequences for offences committed. A few of the provisions noted below highlight Kenya's policy of no tolerance for such practices and behavior: -

- 1) a person to whom this Act applies shall not be involved in any corrupt, coercive, obstructive, collusive or fraudulent practice; or conflicts of interest in any procurement or asset disposal proceeding;
- 2) A person referred to under subsection (1) who contravenes the provisions of that sub-section commits an offence;
- 3) Without limiting the generality of the subsection (1) and (2), the person shall be: -
 - a) disqualified from entering into a contract for a procurement or asset disposal proceeding; or
 - b) if a contract has already been entered into with the person, the contract shall be voidable;
- 4) The voiding of a contract by the procuring entity under subsection (7) does not limit any legal remedy the procuring entity may have;
- 5) An employee or agent of the procuring entity or a member of the Board or committee of the procuring entity who has a conflict of interest with respect to a procurement: -
 - a) shall not take part in the procurement proceedings;
 - b) shall not, after a procurement contract has been entered into, take part in any decision relating to the procurement or contract; and
- c) shall not be a subcontractor for the bidder to whom was awarded contract, or a member of the group of bidders to whom the contract was awarded, but the subcontractor appointed shall meet all the requirements of this Act.
- 6) An employee, agent or member described in subsection (1) who refrains from doing anything prohibited under that subsection, but for that subsection, would have been within his or her duties shall disclose the conflict of interest to the procuring entity;
- 7) If a person contravenes subsection (1) with respect to a conflict of interest described in subsection (5)(a) and the contract is awarded to the person or his relative or to another person in whom one of them had a direct or indirect pecuniary interest, the contract shall be terminated and all costs incurred by the public entity shall be made good by the awarding officer. Etc.

In compliance with Kenya's laws, regulations and policies mentioned above, the Procuring Entity:

- a) Defines broadly, for the purposes of the above provisions, the terms set forth below as follows:
 - i) "corrupt practice" is the offering, giving, receiving, or soliciting, directly or indirectly, of anything of value to influence improperly the actions of another party;
 - ii) "fraudulent practice" is any act or omission, including misrepresentation, that knowingly or recklessly misleads, or attempts to mislead, a party to obtain financial or other benefit or to avoid an obligation;

- iii) “collusive practice” is an arrangement between two or more parties designed to achieve an improper purpose, including to influence improperly the actions of another party;
- iv) “coercive practice” is impairing or harming, or threatening to impair or harm, directly or indirectly, any party or the property of the party to influence improperly the actions of a party;
- v) “obstructive practice” is:
- deliberately destroying, falsifying, altering, or concealing of evidence material to the investigation or making false statements to investigators in order to materially impede investigation by Public Procurement Regulatory Authority (PPRA) or any other appropriate authority appointed by Government of Kenya into allegations of a corrupt, fraudulent, coercive, or collusive practice; and/or threatening, harassing, or intimidating any party to prevent it from disclosing its knowledge of matters relevant to the investigation or from pursuing the investigation; or
 - acts intended to materially impede the exercise of the PPRA's or the appointed authority's inspection and audit rights provided for under paragraph 2.3 e. below.
- b) Defines more specifically, in accordance with the above procurement Act provisions set forth for fraudulent and collusive practices as follows:
- "fraudulent practice" includes a misrepresentation of fact in order to influence a procurement or disposal process or the exercise of a contract to the detriment of the procuring entity or the tenderer or the contractor, and includes collusive practices amongst tenderers prior to or after tender submission designed to establish tender prices at artificial non-competitive levels and to deprive the procuring entity of the benefits of free and open competition.
- c) Rejects a proposal for award¹ of a contract if PPRA determines that the firm or individual recommended for award, any of its personnel, or its agents, or its sub-consultants, sub-contractors, service providers, suppliers and/ or their employees, has, directly or indirectly, engaged in corrupt, fraudulent, collusive, coercive, or obstructive practices in competing for the contract in question;
- d) Pursuant to the Kenya's above stated Acts and Regulations, may sanction or recommend to appropriate authority (ies) for sanctioning and debarment of a firm or individual, as applicable under the Acts and Regulations;
- e) Requires that a clause be included in Tender documents and Request for Proposal documents requiring (i) Tenderers (applicants/proposers), Consultants, Contractors, and Suppliers, and their Sub-contractors, Sub-consultants, Service providers, Suppliers, Agents personnel, permit the PPRA or any other appropriate authority appointed by Government of Kenya to inspect² all accounts, records and other documents relating to the procurement process, selection and/or contract execution, and to have them audited by auditors appointed by the PPRA or any other appropriate authority appointed by Government of Kenya; and
- f) Pursuant to Section 62 of the above Act, requires Applicants/Tenderers to submit along with their Applications/Tenders/Proposals a “Self-Declaration Form” as included in the procurement document declaring that they and all parties involved in the procurement process and contract execution have not engaged/will not engage in any corrupt or fraudulent practices.

¹ For the avoidance of doubt, a party's ineligibility to be awarded a contract shall include, without limitation, (i) applying for pre-qualification, expressing interest in a consultancy, and tendering, either directly or as a nominated sub-contractor, nominated consultant, nominated manufacturer or supplier, or nominated service provider, in respect of such contract, and (ii) entering into an addendum or amendment introducing a material modification to any existing contract.

² Inspections in this context usually are investigative (i.e., forensic) in nature. They involve fact-finding activities undertaken by the Investigating Authority or persons appointed by the Procuring Entity to address specific matters related to investigations/audits, such as evaluating the veracity of an allegation of possible Fraud and Corruption, through the appropriate mechanisms. Such activity includes but is not limited to: accessing and examining a firm's or individual's financial records and information, and making copies thereof as relevant; accessing and examining any other documents, data and information (whether in hard copy or electronic format) deemed relevant for the investigation/audit, and making copies thereof as relevant; interviewing staff and other relevant individuals; performing physical inspections and site visits; and obtaining third party verification of information.

FORM OF TENDER SECURITY-[Option 1–Demand Bank Guarantee]

Beneficiary: _____

Request for Tenders No:

Date: _____

TENDER GUARANTEE No.: _____

Guarantor: _____

1. We have been informed that _____ (here inafter called "the Applicant") has submitted or will submit to the Beneficiary its Tender (here inafter called" the Tender") for the execution of _____ under Request for Tenders No. _____ ("the ITT").
2. Furthermore, we understand that, according to the Beneficiary's conditions, Tenders must be supported by a Tender guarantee.
3. At the request of the Applicant, we, as Guarantor, hereby irrevocably undertake to pay the Beneficiary any sum or sums not exceeding in total an amount of _____ (_____) upon receipt by us of the Beneficiary's complying demand, supported by the Beneficiary's statement, whether in the demand itself or a separate signed document accompanying or identifying the demand, stating that either the Applicant:
 - (a) has withdrawn its Tender during the period of Tender validity set forth in the Applicant's Letter of Tender ("the Tender Validity Period"), or any extension thereto provided by the Applicant; or
 - b) having been notified of the acceptance of its Tender by the Beneficiary during the Tender Validity Period or any extension there to provided by the Applicant, (i) has failed to execute the contract agreement, or (ii) has failed to furnish the Performance.
4. This guarantee will expire: (a) if the Applicant is the successful Tenderer, upon our receipt of copies of the contract agreement signed by the Applicant and the Performance Security and, or (b) if the Applicant is not the successful Tenderer, upon the earlier of (i) our receipt of a copy of the Beneficiary's notification to the Applicant of the results of the Tendering process; or (ii) thirty days after the end of the Tender Validity Period.
5. Consequently, any demand for payment under this guarantee must be received by us at the office indicated above onor before that date.

[signature(s)]

Note: All italicized text is for use in preparing this form and shall be deleted from the final product.


Appendix to Tender

Schedule of Currency requirements

Summary of currencies of the Tender for _____ *[insert name of Section of the Works]*

<i>Name of currency</i>	<i>Amounts payable</i>
Local currency: _____	
Foreign currency #1: _____	
Foreign currency #2: _____	
Foreign currency #3: _____	
Provisional sums expressed in local currency	[To be entered by the Procuring Entity]

PART II - WORK REQUIREMENTS





SECTION V - DRAWINGS

A list of drawings should be inserted here. The actual drawings including Site plans should be annexed in a separate booklet.

Drawings to be inserted

CLUSTER 13

 MINISTRY OF EDUCATION	CLIENT MINISTRY OF EDUCATION STATE DEPARTMENT OF EARLY LEARNING AND BASIC EDUCATION DEVELOPMENT OF SCHOOLS INFRASTRUCTURE IN NYAMIRA COUNTY	PROJECT CONSULTANCY SERVICES FOR THE DESIGN AND CONSTRUCTION SUPERVISION IN NYAMIRA COUNTY. REFERENCE NO. MOE/DSINCP/NCB/01/2022-2023	ISSUE PRELIMINARY DESIGN DRAWINGS	CONSULTANTS
			SCHOOL NAME Lund	 SCOPE CONSULTANCY SERVICES FOR THE DESIGN AND CONSTRUCTION SUPERVISION IN NYAMIRA COUNTY
			CONTRIBUTOR	
			DRAWING TITLE	
			DATE NOVEMBER 2023	

52. KENYORO ELCK SECONDARY SCHOOL



MASTER PLAN

Contour Interval 500mm

EXISTING STATUS

School has inadequate land and existing structure to be demolished

INTERVENTIONS

Provide 3 Level tuition block and one level dormitory

SITE CONSTRAINTS

Site is generally flat with black clay soil

SITE PHOTOS



School entrance




Existing classrooms



Data collection team and school administration

SPACE PLAN

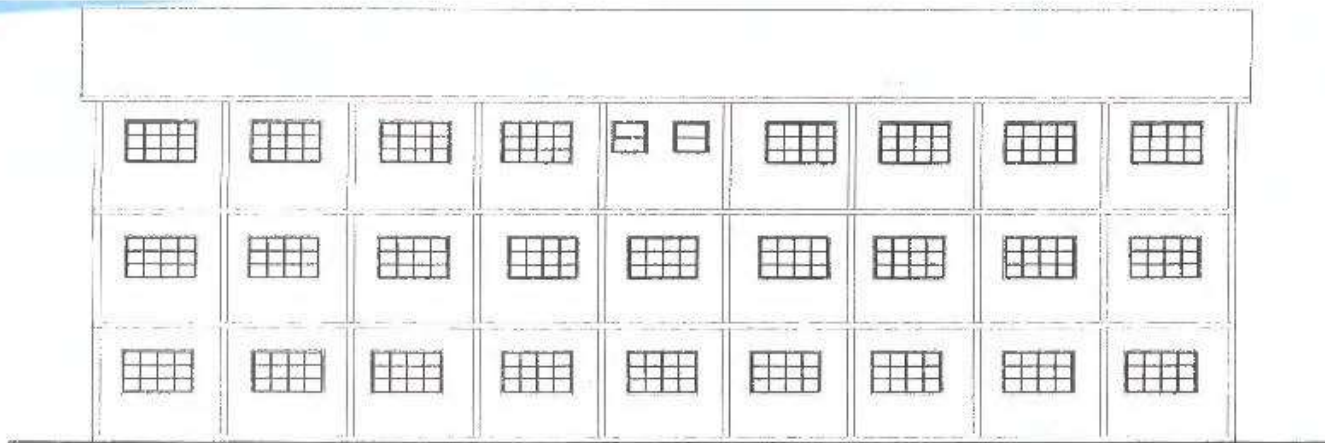


CLIENT
MINISTRY OF EDUCATION
 STATE DEPARTMENT OF EARLY LEARNING AND BASIC EDUCATION
 DEVELOPMENT OF SCHOOLS INFRASTRUCTURE IN NYAMIRA COUNTY

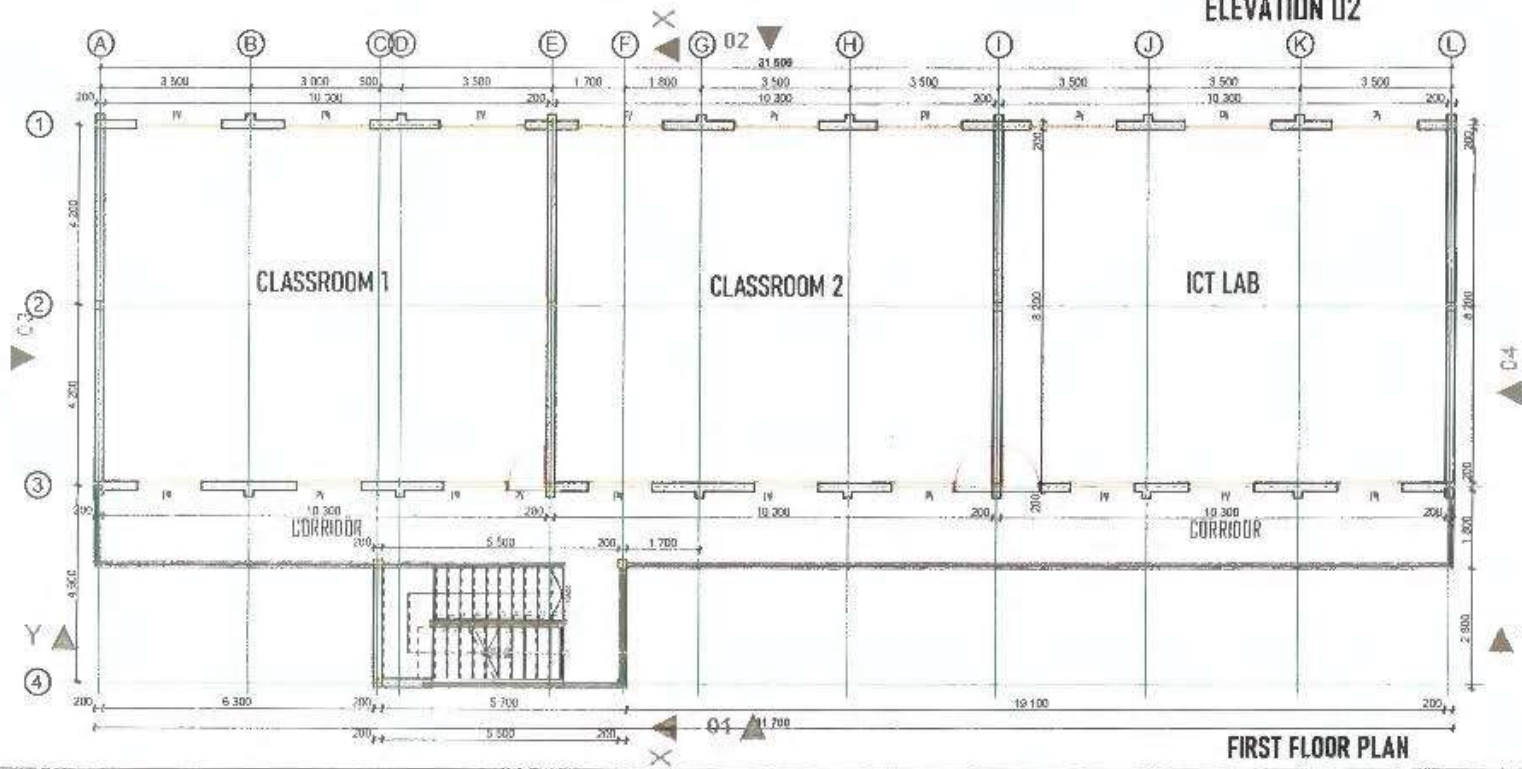
PROJECT
 CONSULTANCY SERVICES FOR THE DESIGN AND
 CONSTRUCTION SUPERVISION IN NYAMIRA COUNTY.
 REFERENCE NO. MOE/DSINCP/NCB/01/2022-2023

STATUS	
SCHOOL NAME	Kenyoro ELCK Secondary School
CONSULTANCY	Design and Construction Supervision
DRAWING REF	
DATE	NOVEMBER 2023

CONSULTANTS



ELEVATION 02

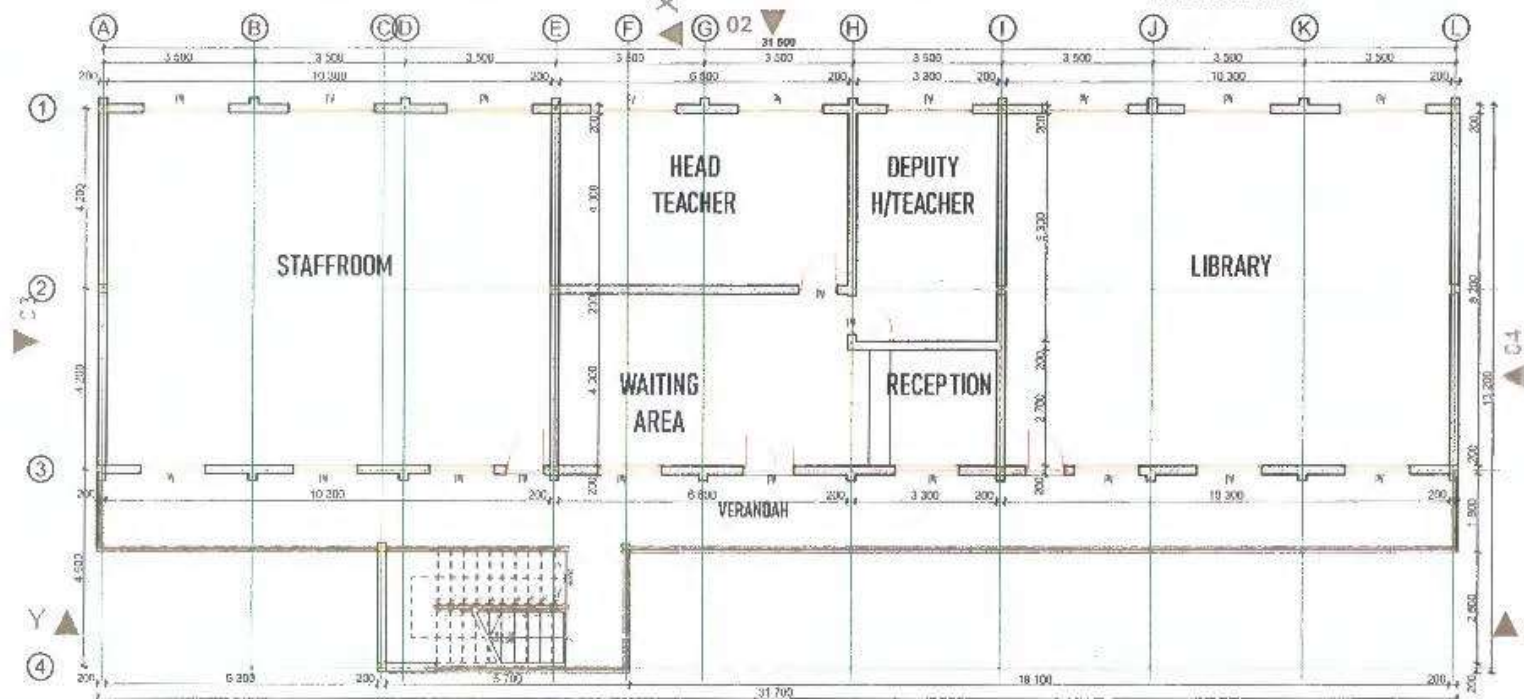


FIRST FLOOR PLAN

	CLIENT	MINISTRY OF EDUCATION STATE DEPARTMENT OF EARLY LEARNING AND BASIC EDUCATION DEVELOPMENT OF SCHOOLS INFRASTRUCTURE IN NYAMIRA COUNTY	PROJECT	CONSULTANCY SERVICES FOR THE DESIGN AND CONSTRUCTION SUPERVISION IN NYAMIRA COUNTY. REFERENCE NO. MOE/DSINCP/NCB/01/2022-2023	STATUS	PRELIMINARY DESIGN DRAWINGS	CONSULTANTS
	DRAWING TITLE				DRAWING No.		
	DRAWN				DATE	NOVEMBER 2023	



ELEVATION 01



GROUND FLOOR PLAN

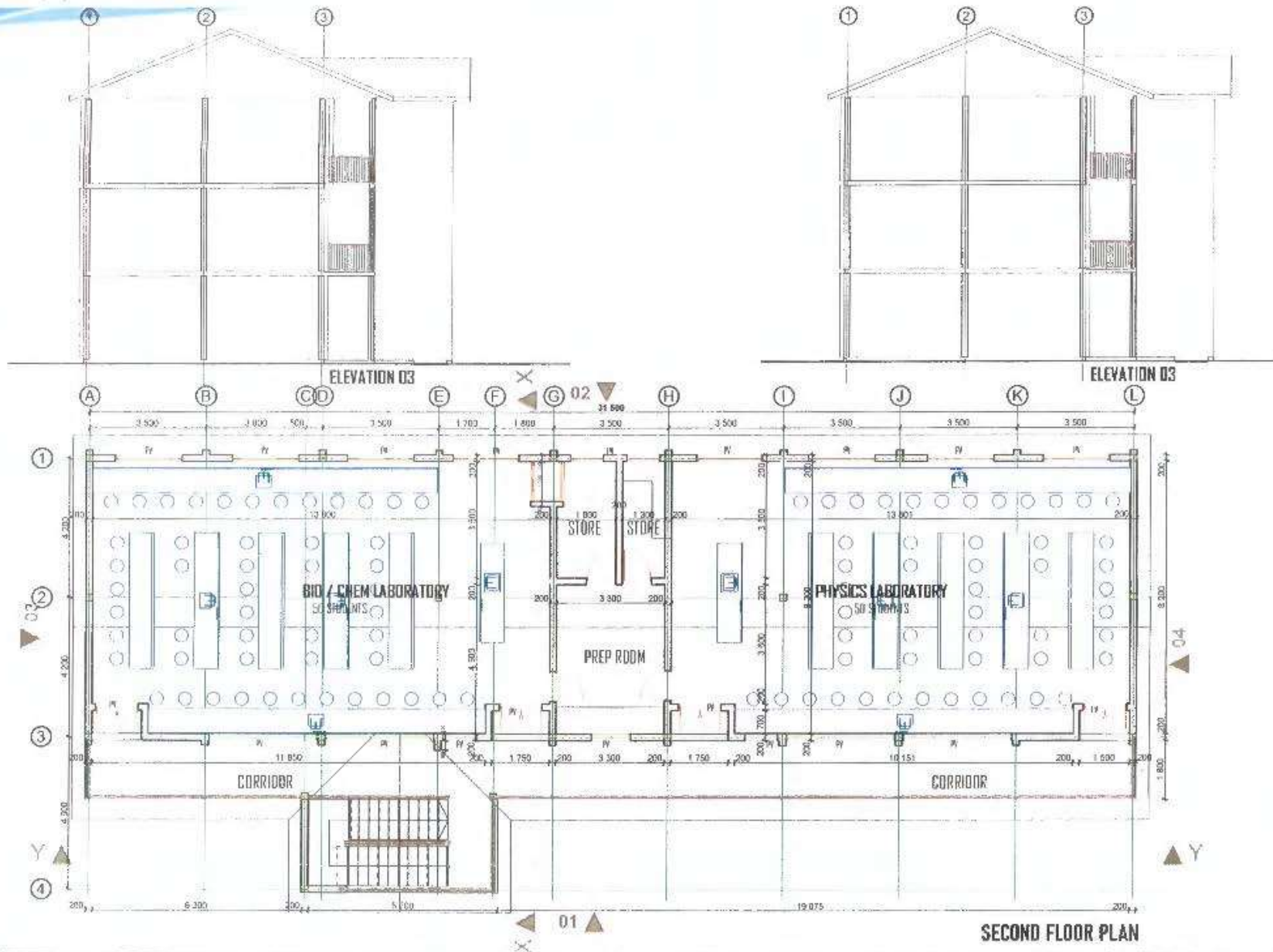


CLIENT
MINISTRY OF EDUCATION
 STATE DEPARTMENT OF EARLY LEARNING AND BASIC EDUCATION
 DEVELOPMENT OF SCHOOLS INFRASTRUCTURE IN NYAMIRA COUNTY




PROJECT
 CONSULTANCY SERVICES FOR THE DESIGN AND
 CONSTRUCTION SUPERVISION IN NYAMIRA COUNTY.
 REFERENCE NO. MOE/DSINCP/NCB/01/2022-2023

STAGE
PRELIMINARY DESIGN DRAWINGS
 DRAWING SHEET
 TWINN BLOCK 1771 & 13 LEVISE
 DRAWN
 DATE
 NOVEMBER 2023



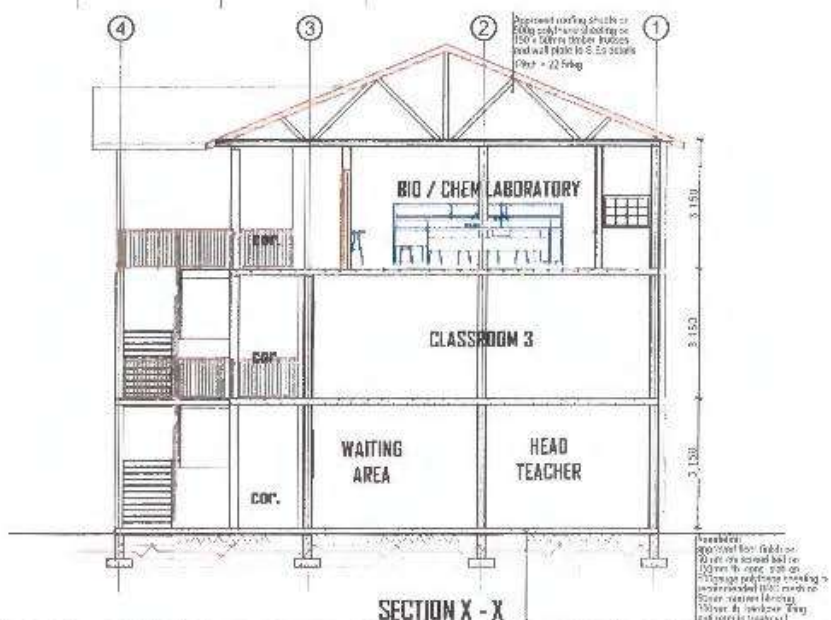


SECOND FLOOR PLAN

	CLIENT	PROJECT	STATUS	CONSULTANTS
	MINISTRY OF EDUCATION	CONSULTANCY SERVICES FOR THE DESIGN AND CONSTRUCTION SUPERVISION IN NYAMIRA COUNTY.	PRELIMINARY DESIGN DRAWINGS	 
	STATE DEPARTMENT OF EARLY LEARNING AND BASIC EDUCATION	REFERENCE NO. MOE/DSINCP/N/CB/01/2022-2023	DRAWING TITLE	
	DEVELOPMENT OF SCHOOLS INFRASTRUCTURE IN NYAMIRA COUNTY		EDUCON BLOCK TYPE B (3 LEVELS)	DRAWING NO.
			DRAWN	
			DATE	
			NOVEMBER 2022	

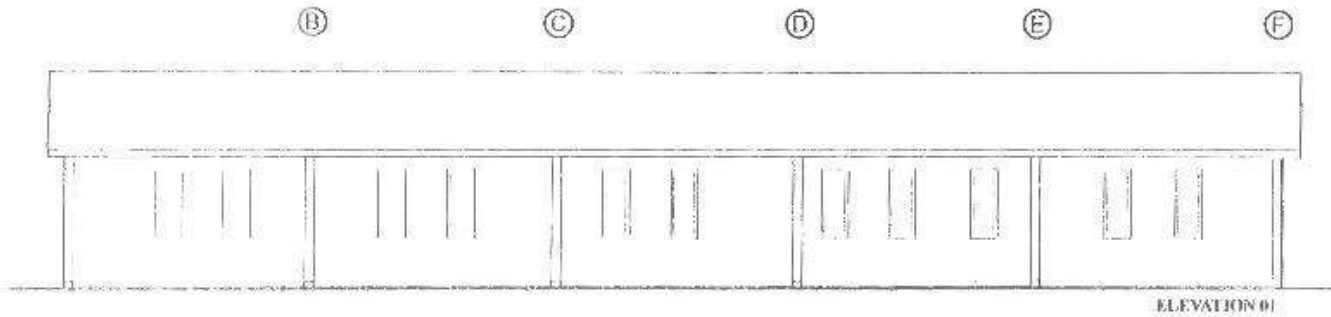


SECTION Y - Y

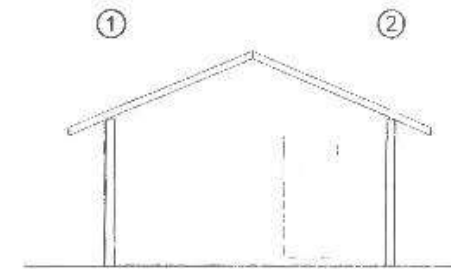


SECTION X - X

	CLIENT	MINISTRY OF EDUCATION STATE DEPARTMENT OF EARLY LEARNING AND BASIC EDUCATION DEPARTMENT OF SCHOOLS INFRASTRUCTURE IN NYAMIRA COUNTY	PROJECT	CONSULTANCY SERVICES FOR THE DESIGN AND CONSTRUCTION SUPERVISION IN NYAMIRA COUNTY. REFERENCE NO. MOE/DSINCP/NCB/01/2022-2023	STATUS	PRELIMINARY DESIGN DRAWINGS	CONSULTANTS
	DRAWING TITLE				DRAWING No.		
	DRAWN				DATE	NOVEMBER 2023	
	DATE						



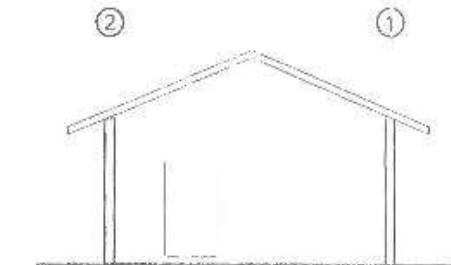
ELEVATION 01



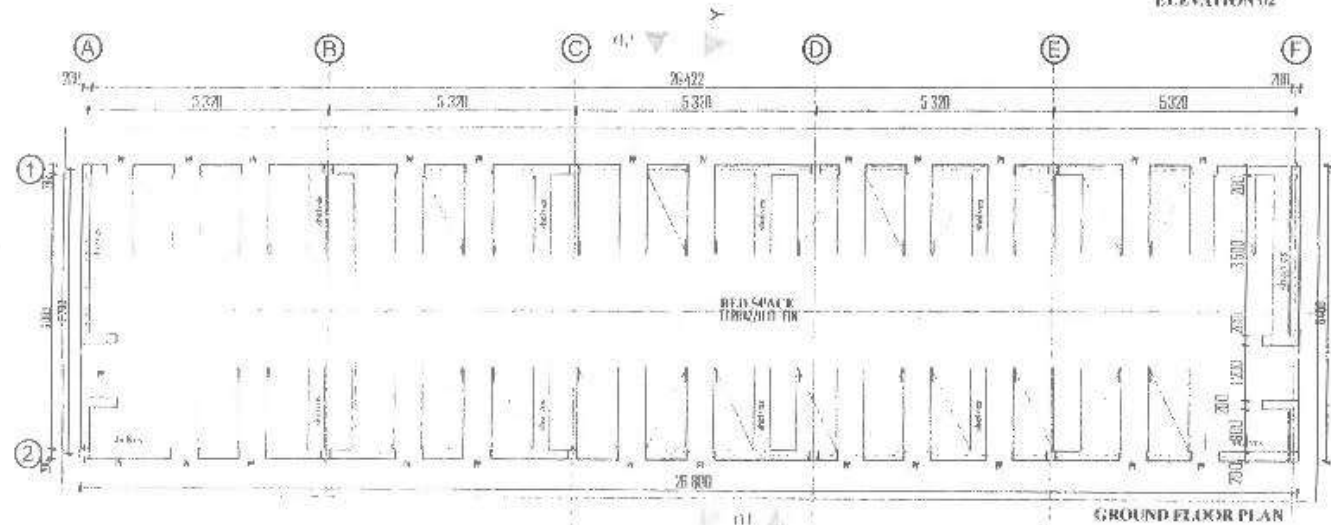
ELEVATION 03



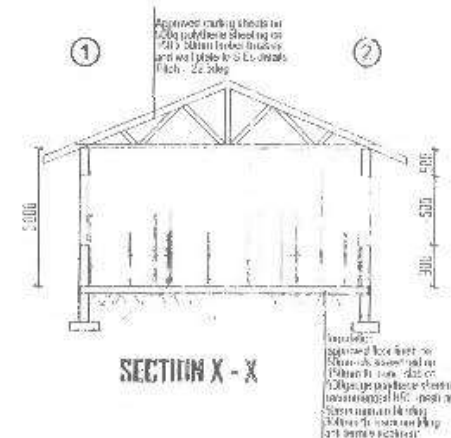
ELEVATION 02



ELEVATION 04

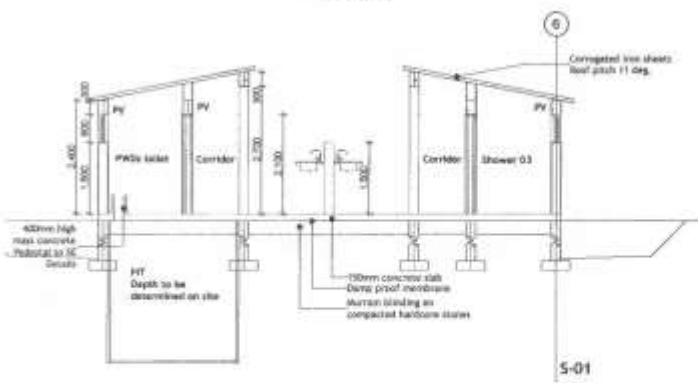
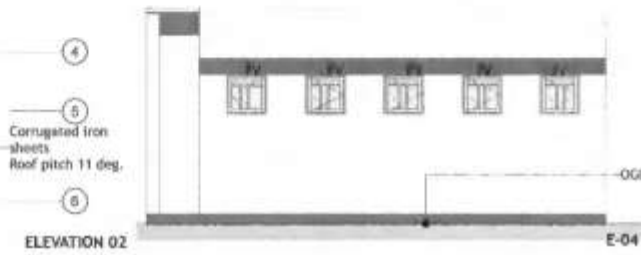
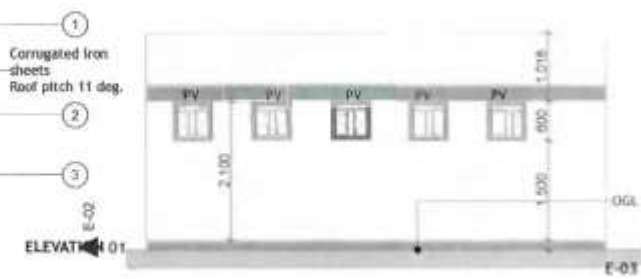

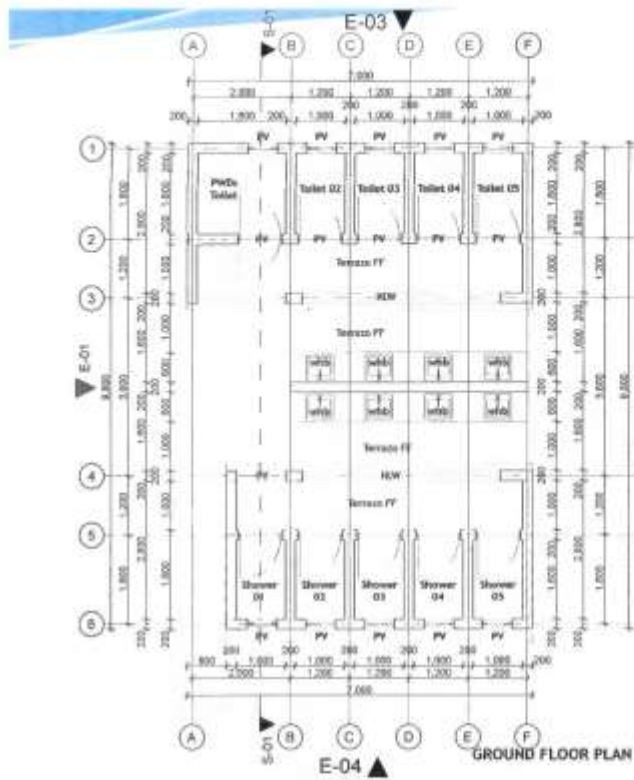


GROUND FLOOR PLAN

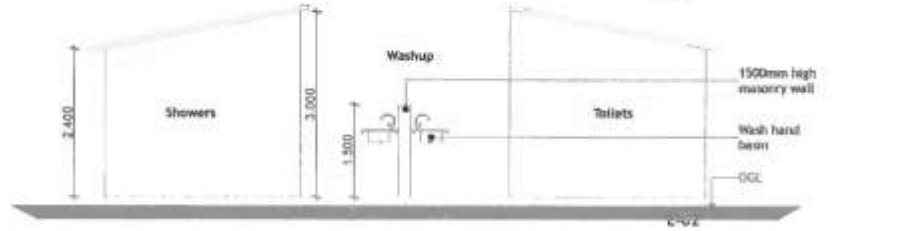
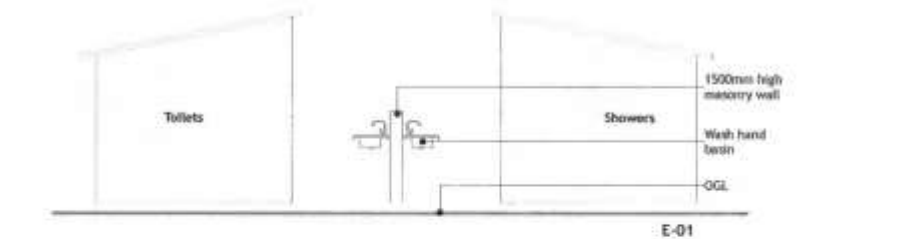


SECTION X - X

	CLIENT	PROJECT	STATUS	CONSULTANTS
	MINISTRY OF EDUCATION	CONSULTANCY SERVICES FOR THE DESIGN AND CONSTRUCTION SUPERVISION IN NYAMIRA COUNTY.	PRELIMINARY DESIGN DRAWINGS	
	STATE DEPARTMENT OF EARLY LEARNING AND BASIC EDUCATION	REFERENCE NO. MOE/DSINCP/MCB/01/2022-2023	PROJECT: DOMITORY II LEVEL	
	DEVELOPMENT OF SCHOOLS INFRASTRUCTURE IN NYAMIRA COUNTY		DESIGNED BY:	
			DATE: NOVEMBER 2022	



GIRLS SANITATION BLOCK

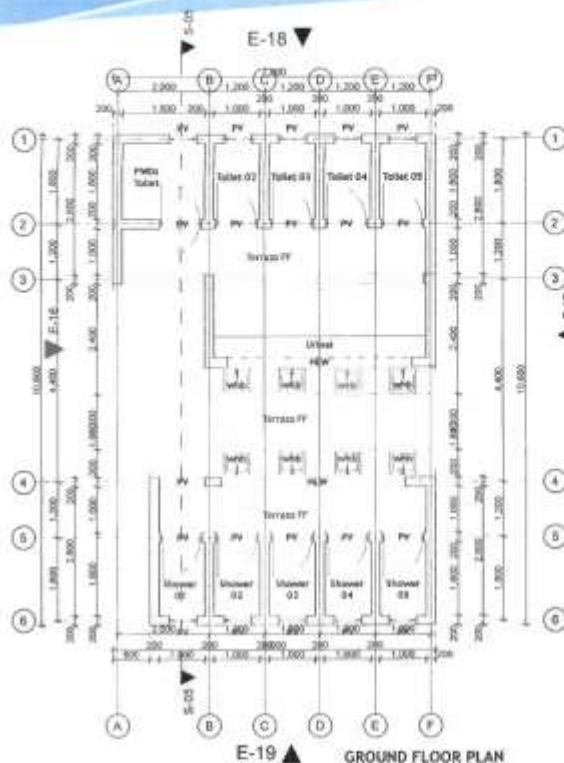


CLIENT
MINISTRY OF EDUCATION
 STATE DEPARTMENT OF EARLY LEARNING AND BASIC EDUCATION
 DEVELOPMENT OF SCHOOLS INFRASTRUCTURE IN NYAMIRA COUNTY

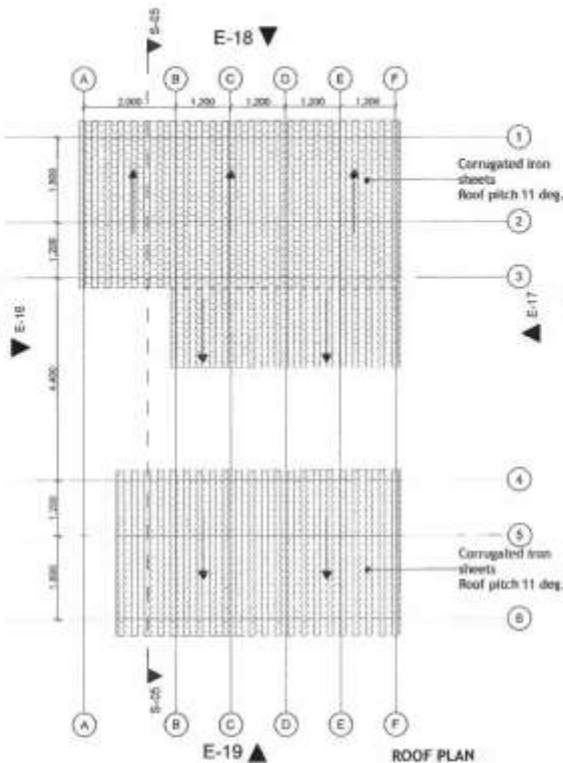
PROJECT
 CONSULTANCY SERVICES FOR THE DESIGN AND
 CONSTRUCTION SUPERVISION IN NYAMIRA COUNTY.
 REFERENCE NO. MOE/DSINCP/NCB/01/2022-2023

PRELIMINARY DESIGN DRAWINGS		
DATE	SARABAN BLOKS	0101
DRAWING TITLE	TYPE A	
DRAWING NO.		
DRAWN		
DATE	NOVEMBER 2023	



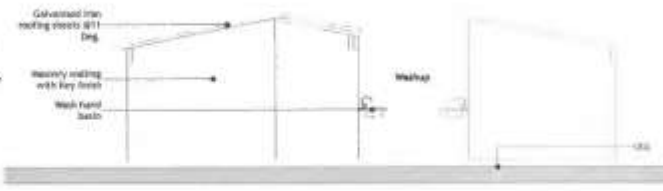


E-19 GROUND FLOOR PLAN

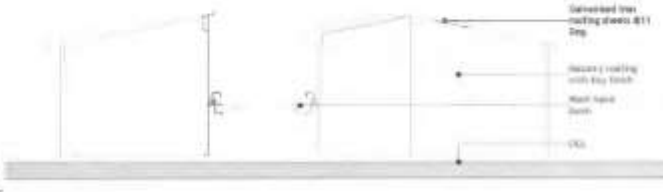


E-18 ROOF PLAN

BOYS SANITATION BLOCK




E-16



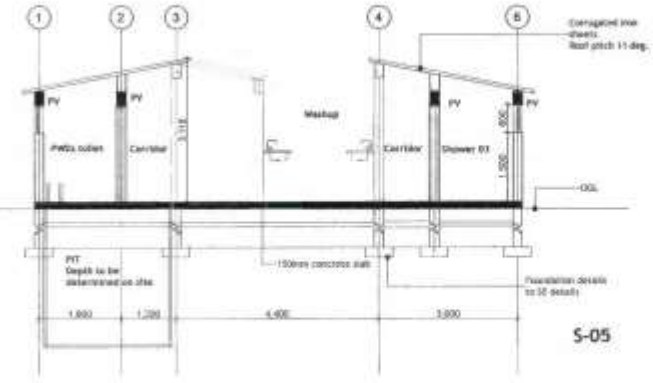
E-17



E-18



E-19



S-05

	CLIENT	MINISTRY OF EDUCATION STATE DEPARTMENT OF EARLY LEARNING AND BASIC EDUCATION DEVELOPMENT OF SCHOOLS INFRASTRUCTURE IN NYAMIRA COUNTY	PROJECT	CONSULTANCY SERVICES FOR THE DESIGN AND CONSTRUCTION SUPERVISION IN NYAMIRA COUNTY. REFERENCE NO. MOE/DSINCP/NCB/01/2022-2023	1/14/22 DRAWING TITLE: SANITATION DRAWING NO.: DRAWN: DATE: NOVEMBER 2022	PRELIMINARY DESIGN DRAWINGS CONSULTANTS

37. NYAMAURO MIXED SECONDARY SCHOOL



SITE PHOTOS



Main entrance gate



Existing classrooms



Proposed site between two sets of classrooms.



Existing administration block




Data collection team and school principal.

SPACE PLAN



GROUND FLOOR



FIRST FLOOR



SECOND FLOOR



THIRD FLOOR

MASTER PLAN

SCHOOL NEEDS

- Classrooms
- Dormitories
- Staff houses

EXISTING STATUS

- School land is inadequate
- School has bought neighbouring plot proposed site for the dormitory

INTERVENTION

- Provide administration offices, 5 no. classes and computer lab - 4 levels
- Provide 1 level dormitory - 112 students

SITE CONSTRAINTS

- Demolish existing kitchen structure to fit the tuition block.
- Site is constrained, to fit small size tuition block, classes and dormitories
- SE to design dormitory to be 4 floors in future

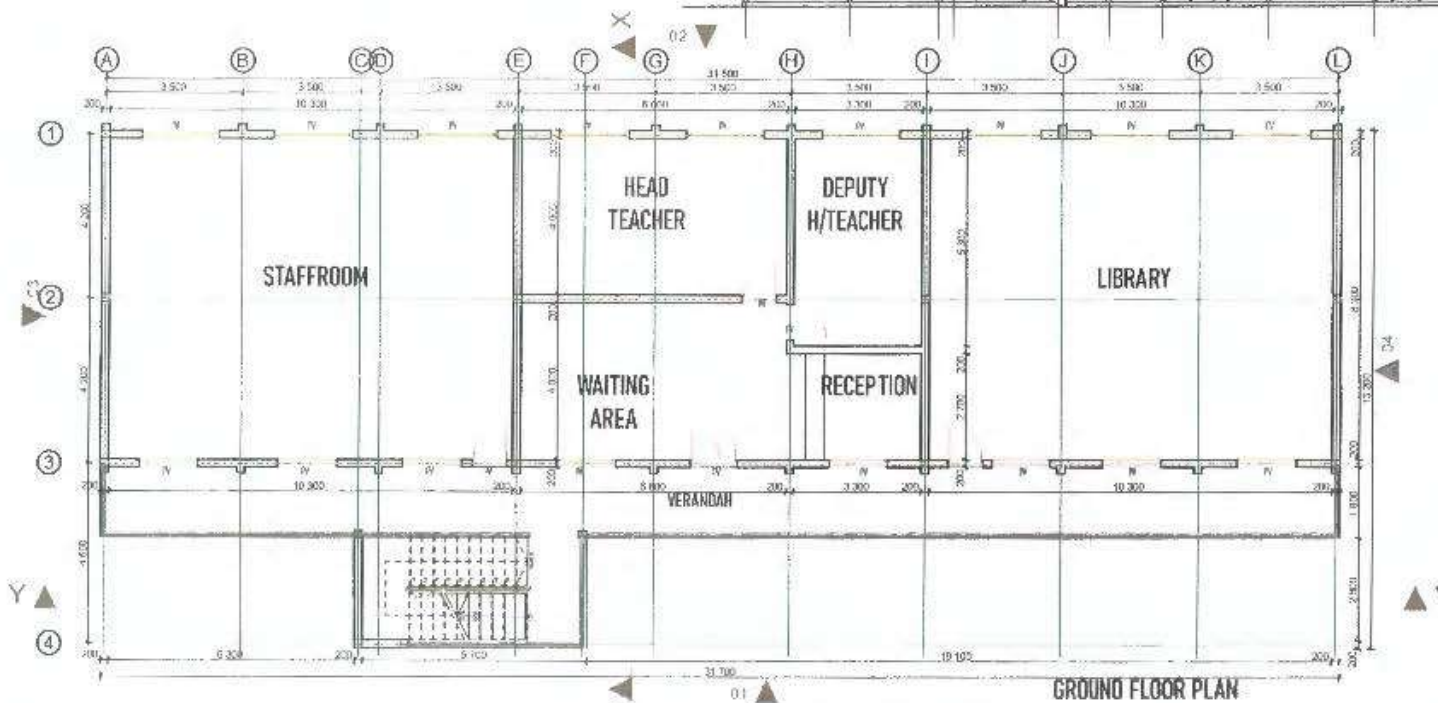
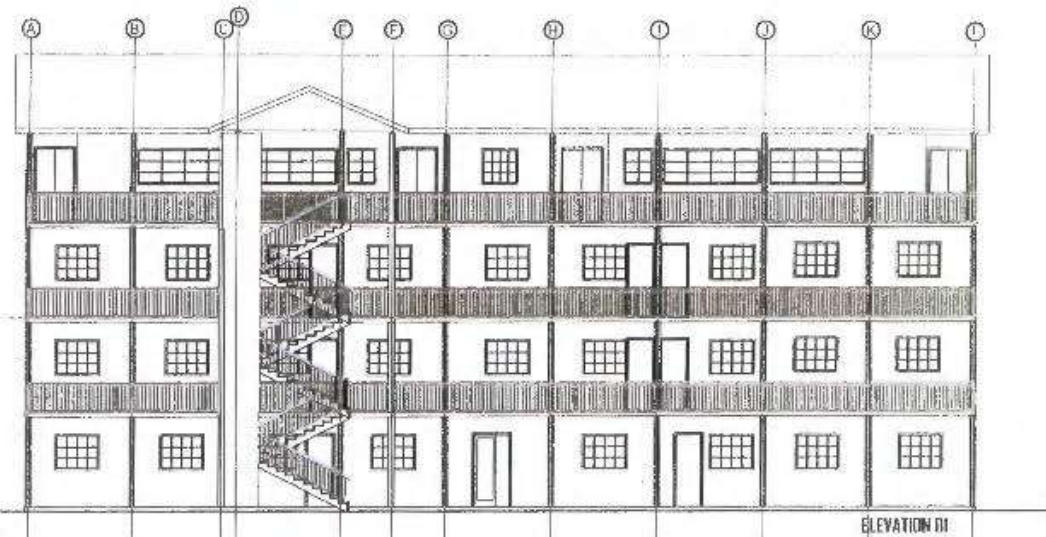


CLIENT
MINISTRY OF EDUCATION
 STATE DEPARTMENT OF EARLY LEARNING AND BASIC EDUCATION
 DEVELOPMENT OF SCHOOLS INFRASTRUCTURE IN NYAMIRA COUNTY

PROJECT
 CONSULTANCY SERVICES FOR THE DESIGN AND CONSTRUCTION SUPERVISION IN NYAMIRA COUNTY.
 REFERENCE NO. MOE/DSINCP/NCB/01/2022-2023

STATUS	PRELIMINARY DESIGN DRAWINGS		
SCHOOL NAME	NYAMAURO MIXED SECONDARY SCHOOL		
CONSTITUENCY	NYMBA MUGIRANGO		
DRAWING TITLE			
DATE	NOVEMBER 2023		



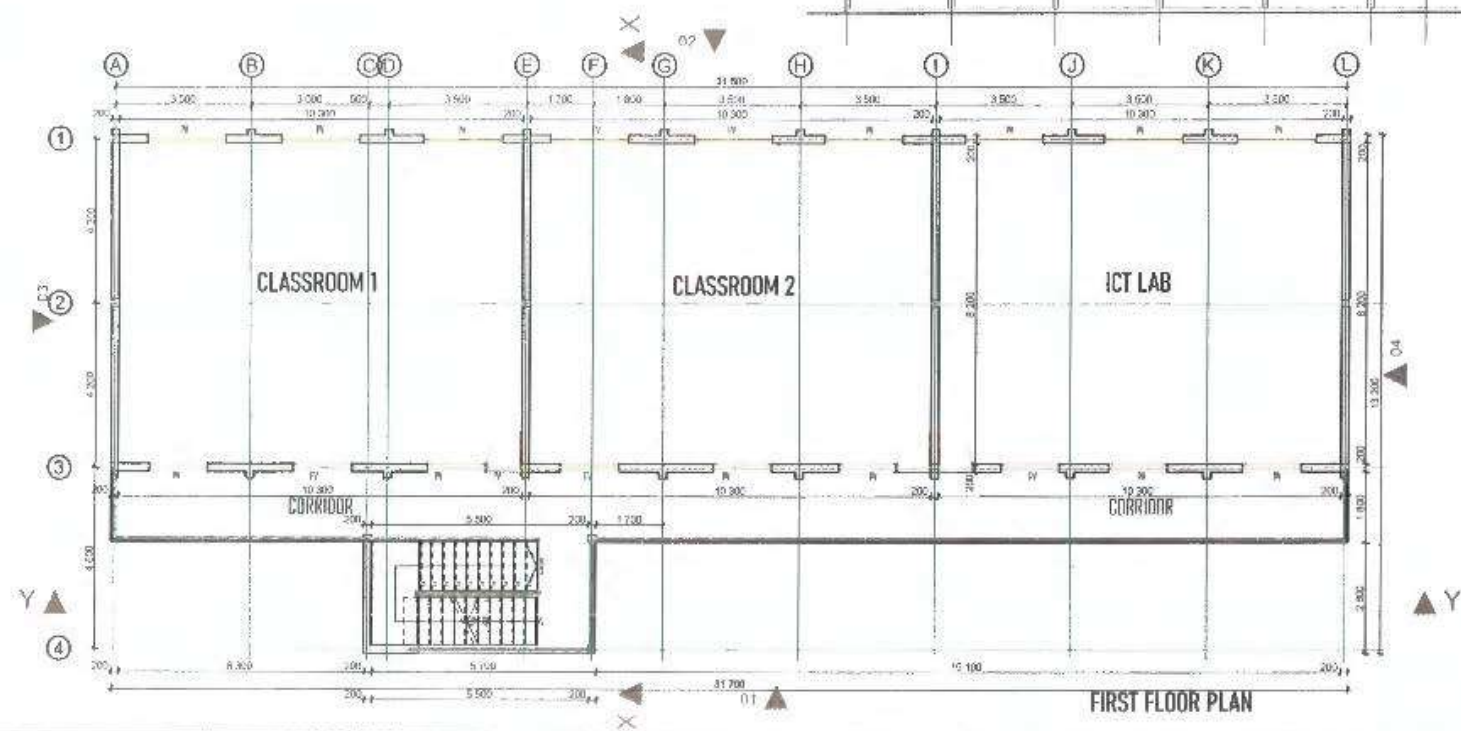
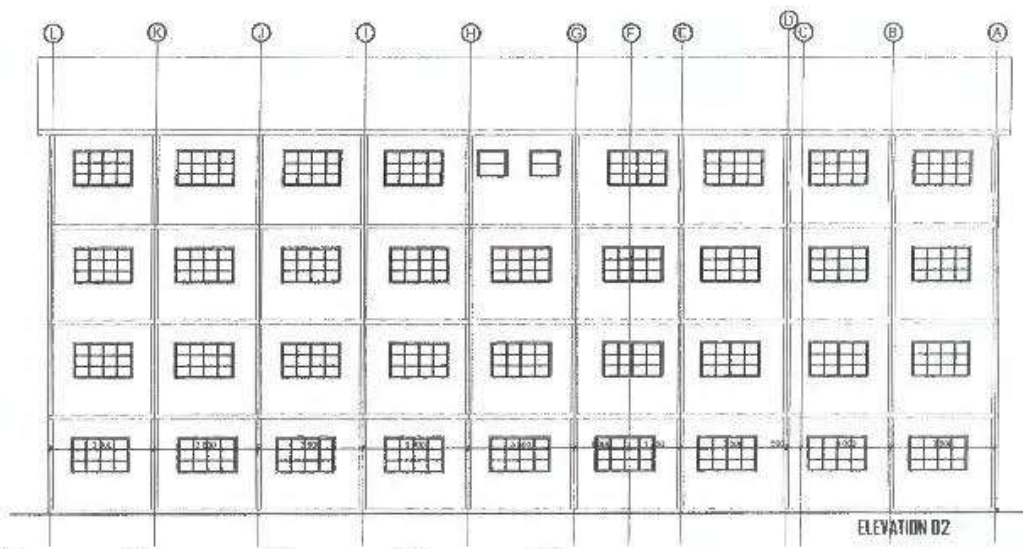



CLIENT
MINISTRY OF EDUCATION
 STATE DEPARTMENT OF EARLY LEARNING AND BASIC EDUCATION
 DEVELOPMENT OF SCHOOLS INFRASTRUCTURE IN NYAMIRA COUNTY

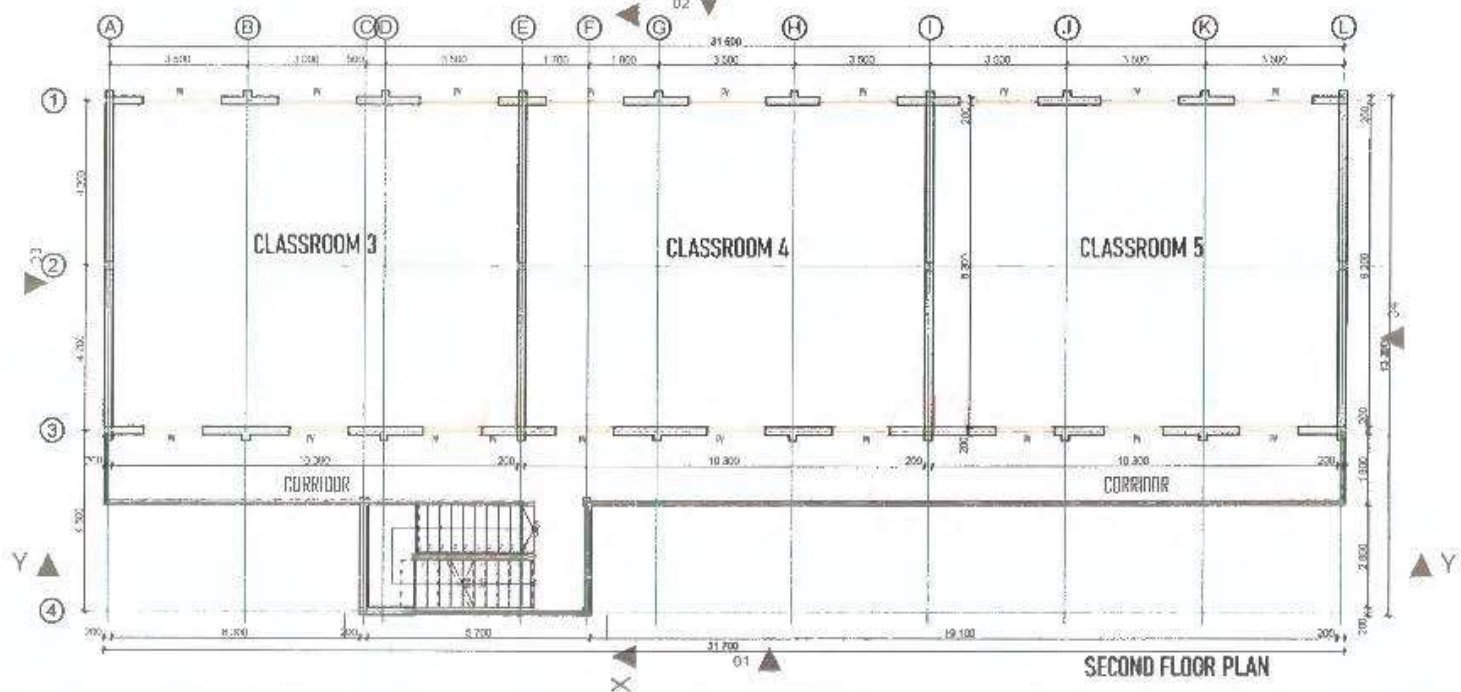
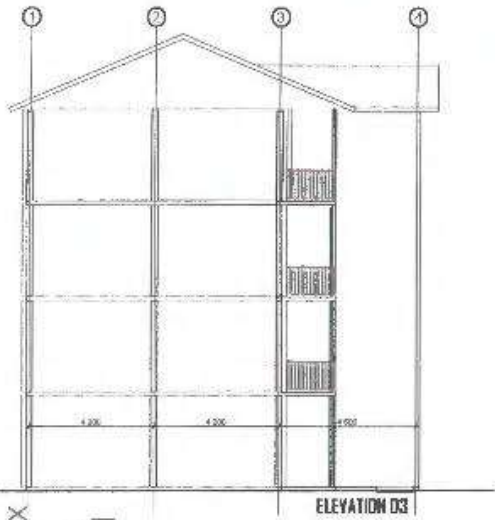
PROJECT
 CONSULTANCY SERVICES FOR THE DESIGN AND
 CONSTRUCTION SUPERVISION IN NYAMIRA COUNTY.
 REFERENCE NO. MOE/DSINCP/NC8/01/2022-2023

STATUS: **PRELIMINARY DESIGN DRAWINGS**
 DRAWING FILE: (BIDDING BLOCK TYPE C-H (REVISED))
 DRAWING No.:
 DRAWN:
 DATE: **NOVEMBER 2022**

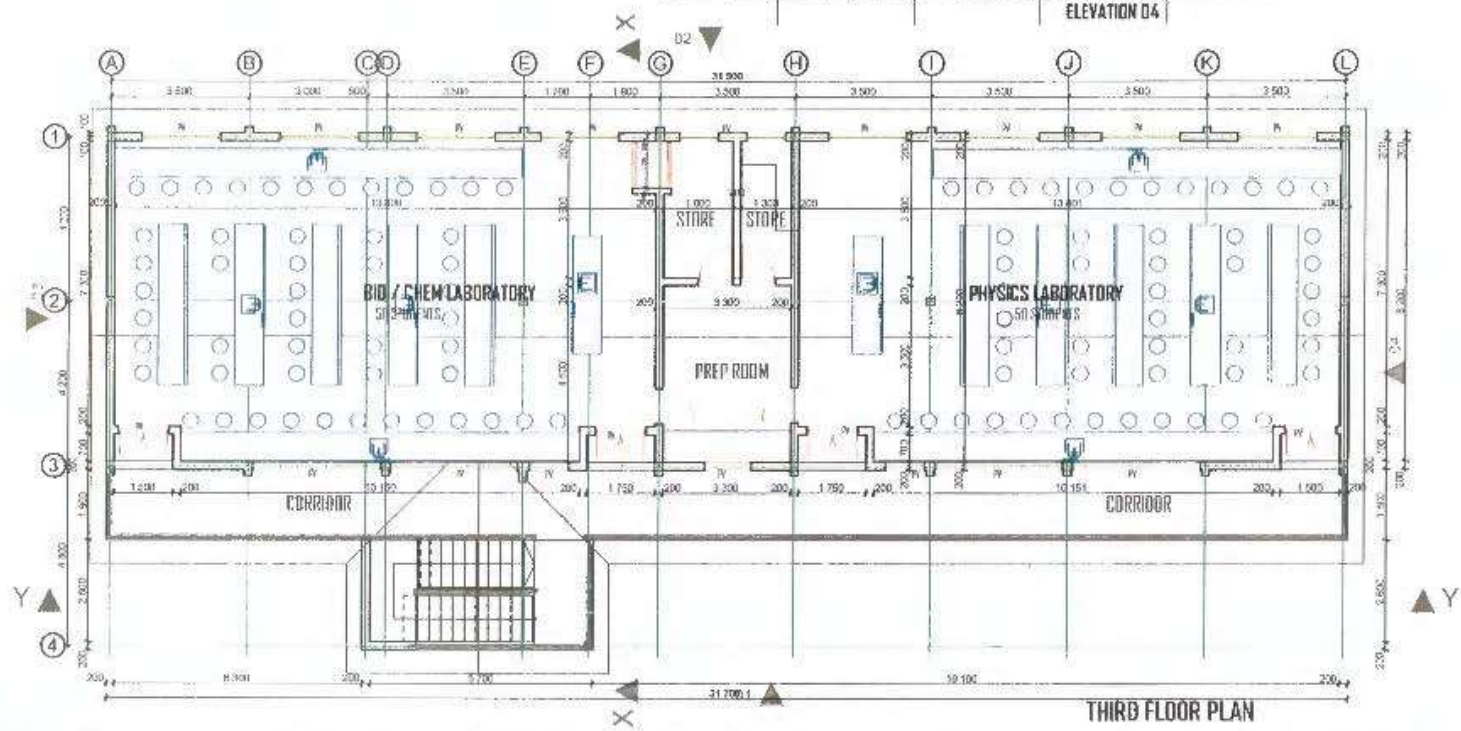
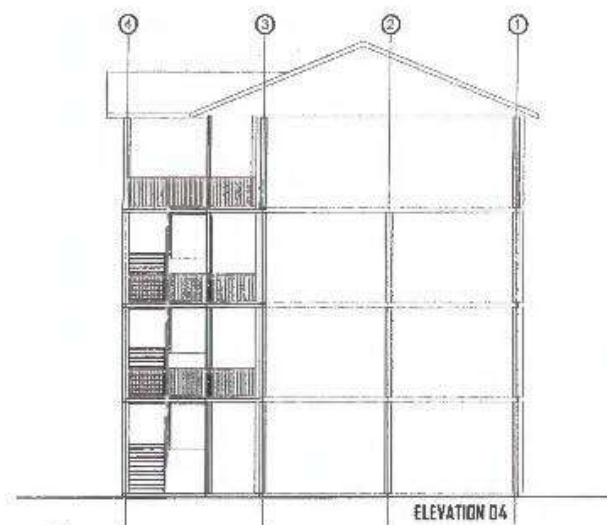
CONSULTANTS



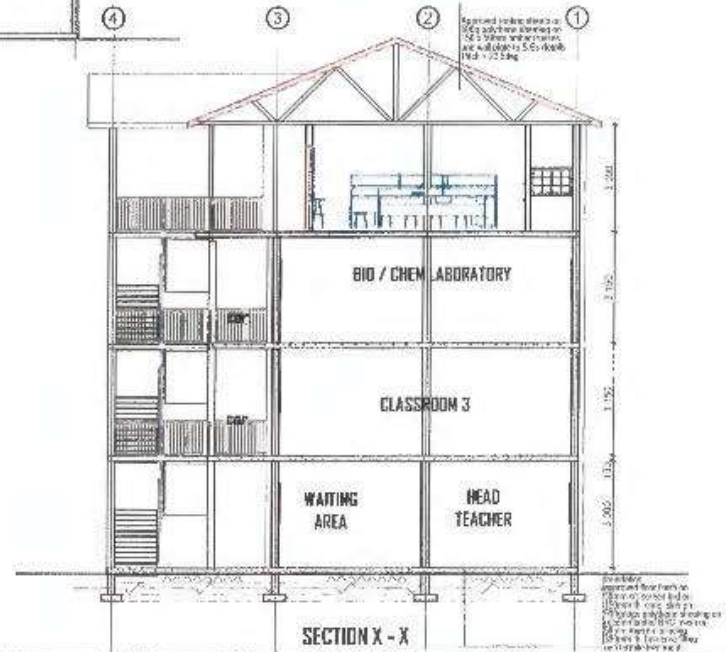
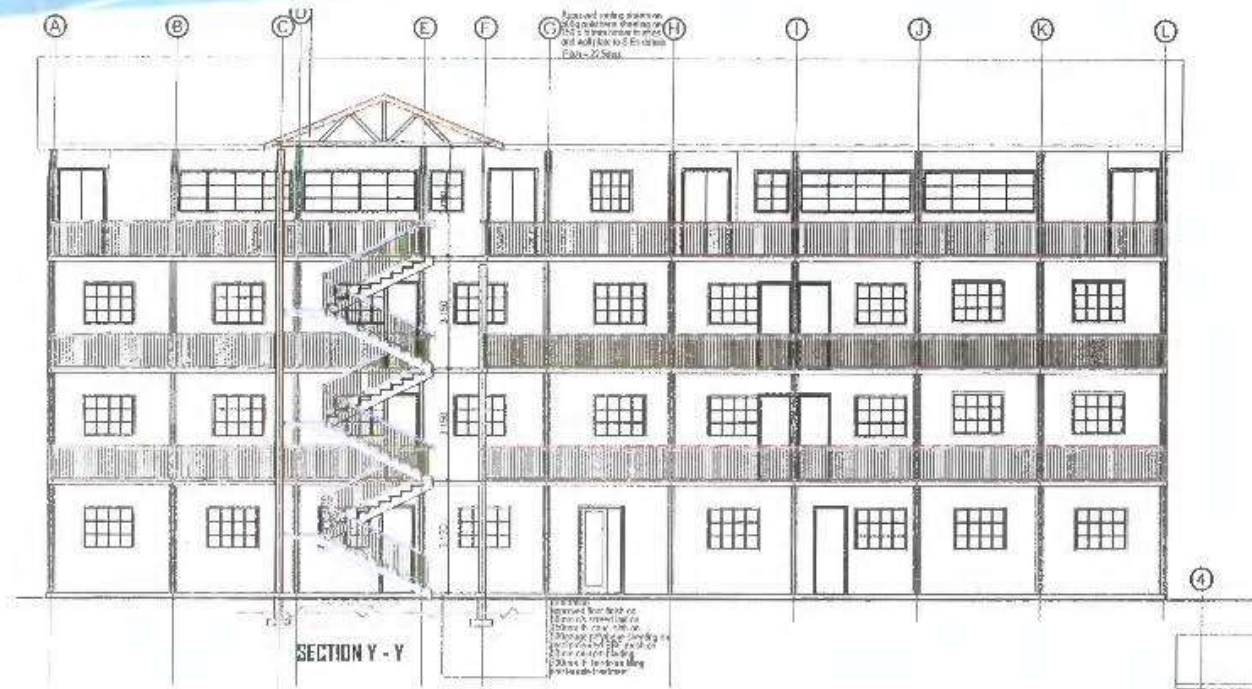
 <p>MINISTRY OF EDUCATION STATE DEPARTMENT OF EARLY LEARNING AND BASIC EDUCATION DEVELOPMENT OF SCHOOLS INFRASTRUCTURE IN NYAMIRA COUNTY</p>	CLIENT	PROJECT	STATUS	CONSULTANTS
	MINISTRY OF EDUCATION STATE DEPARTMENT OF EARLY LEARNING AND BASIC EDUCATION DEVELOPMENT OF SCHOOLS INFRASTRUCTURE IN NYAMIRA COUNTY	CONSULTANCY SERVICES FOR THE DESIGN AND CONSTRUCTION SUPERVISION IN NYAMIRA COUNTY. REFERENCE NO. MOE/DSINCP/NCB/D1/2022-2023	PRELIMINARY DESIGN DRAWINGS	CB SCOPE
			DRAWING TITLE TITLION BLOCK-TYPE C (4 REVISE)	
			DRAWN DATE NOVEMBER 2023	



	CLIENT	MINISTRY OF EDUCATION STATE DEPARTMENT OF EARLY LEARNING AND BASIC EDUCATION DEVELOPMENT OF SCHOOLS INFRASTRUCTURE IN NYAMIRA COUNTY	PROJECT	CONSULTANCY SERVICES FOR THE DESIGN AND CONSTRUCTION SUPERVISION IN NYAMIRA COUNTY. REFERENCE NO. MOE/DSINCP/NCB/01/2022-2023	STATUS	PRELIMINARY DESIGN DRAWINGS	CONSULTANTS
	DRAWING TITLE	THIRD FLOOR (R.C. SLAB)		DRAWING No.			
	DATE	NOVEMBER 2023		DRAWN			



 MINISTRY OF EDUCATION STATE DEPARTMENT OF EARLY LEARNING AND BASIC EDUCATION DEVELOPMENT OF SCHOOLS INFRASTRUCTURE IN NYAMIRA COUNTY	CLIENT	PROJECT CONSULTANCY SERVICES FOR THE DESIGN AND CONSTRUCTION SUPERVISION IN NYAMIRA COUNTY. REFERENCE NO. MOE/DSINCP/NCB/01/2022-2023	STATUS	PRELIMINARY DESIGN DRAWINGS		CONSULTANTS <small>CONSULTING ENGINEERS AND ARCHITECTS</small>
	DRAWING TITLE		TERRACE BLOCK TYPE C (4 LEVELS)			
	DRAWING No.					
	DATE		NOVEMBER 04 2023			

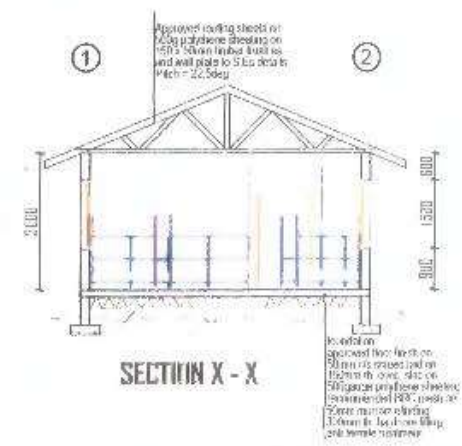
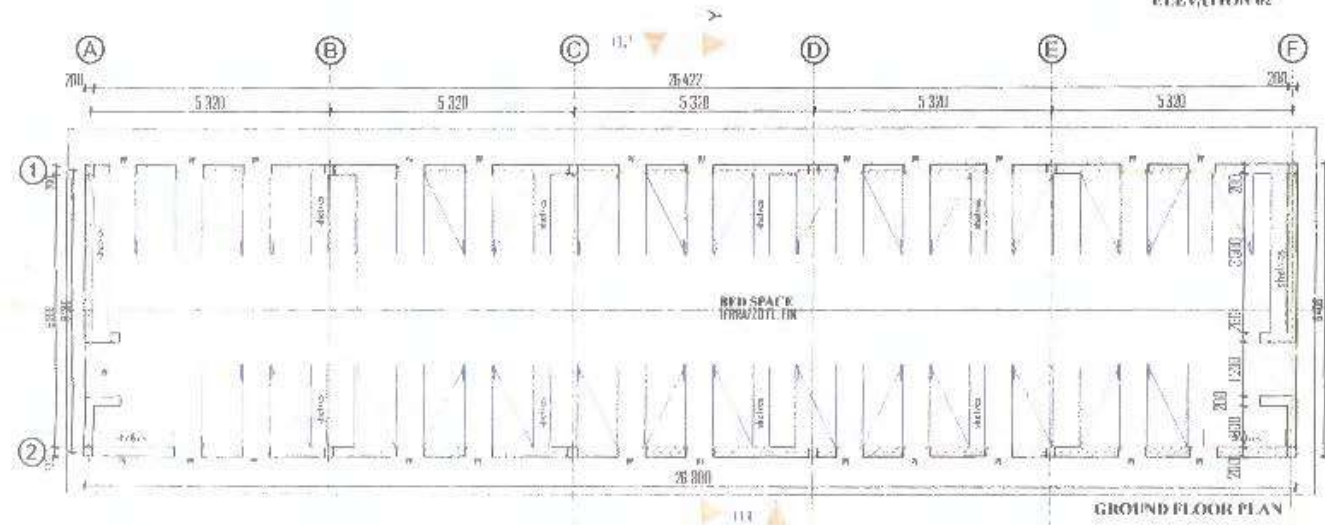
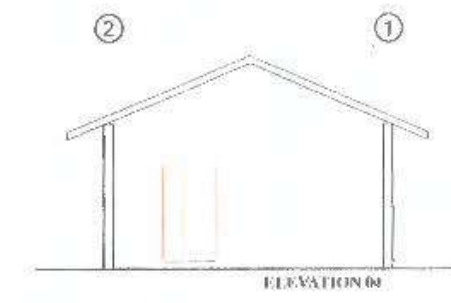

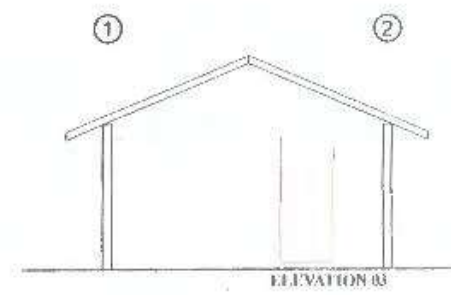
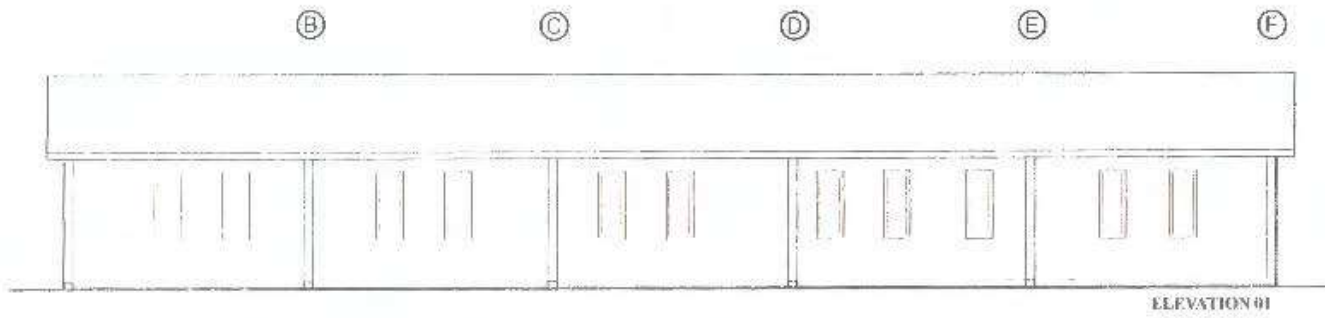


CLIENT
MINISTRY OF EDUCATION
 STATE DEPARTMENT OF EARLY LEARNING AND BASIC EDUCATION
 DEVELOPMENT OF SCHOOLS INFRASTRUCTURE IN NYAMIRA COUNTY

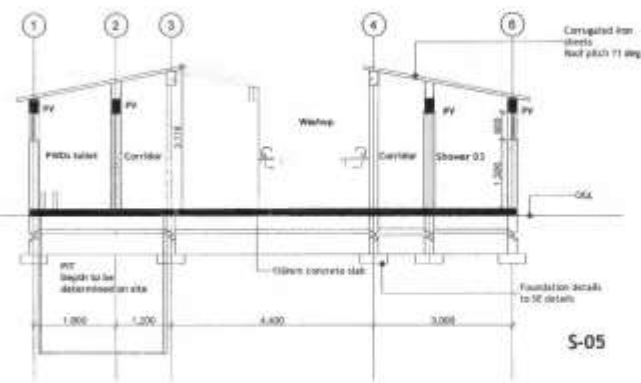
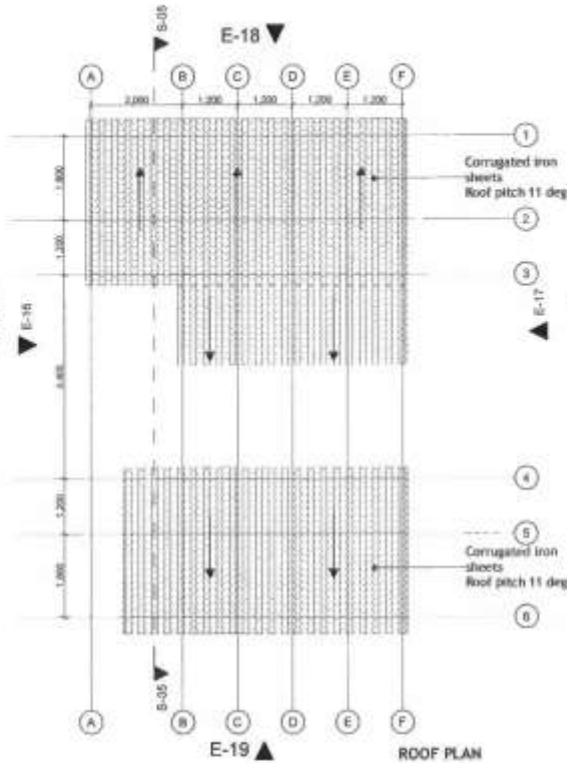
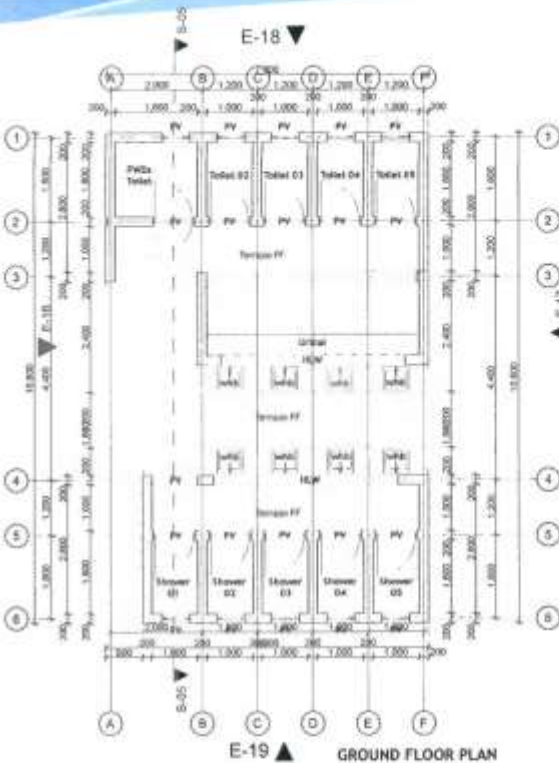
PROJECT
 CONSULTANCY SERVICES FOR THE DESIGN AND CONSTRUCTION SUPERVISION IN NYAMIRA COUNTY.
 REFERENCE NO. MOE/DSINCP/NC8/01/2022-2023

STATUS: PRELIMINARY DESIGN DRAWINGS
 DRAWING TITLE: TUTOR BLOCK, TYPE C (10 LEVELS)
 DRAWING No.:
 DRAWN:
 DATE: NOVEMBER 2023

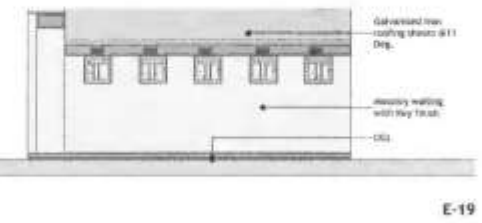

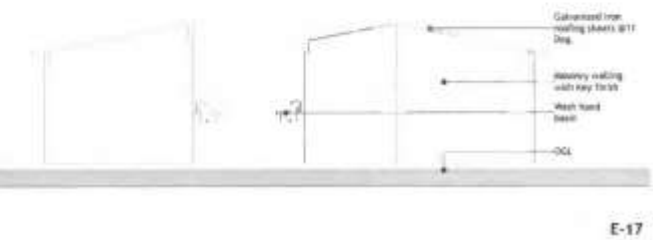
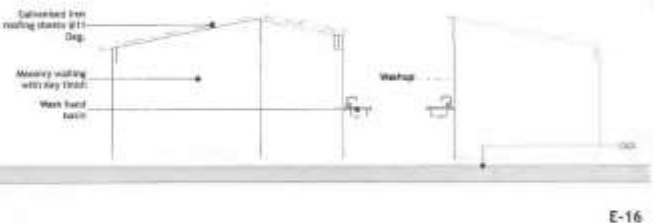
CONSULTANTS



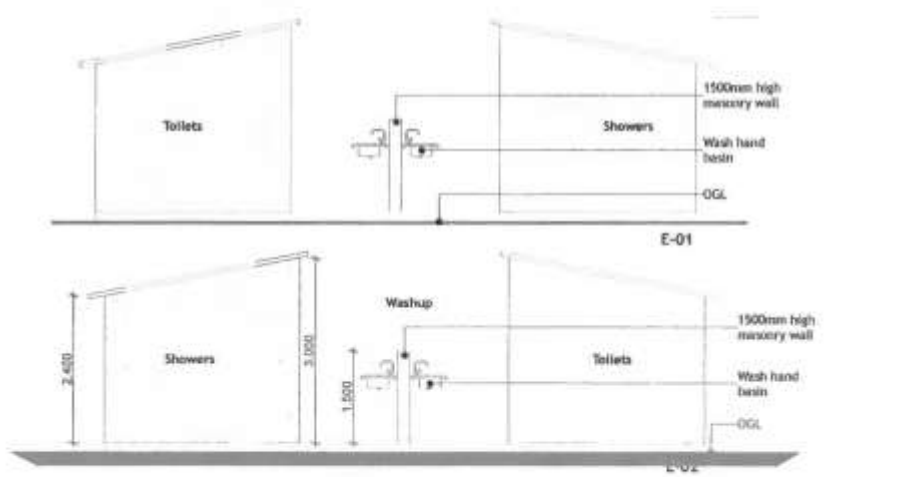
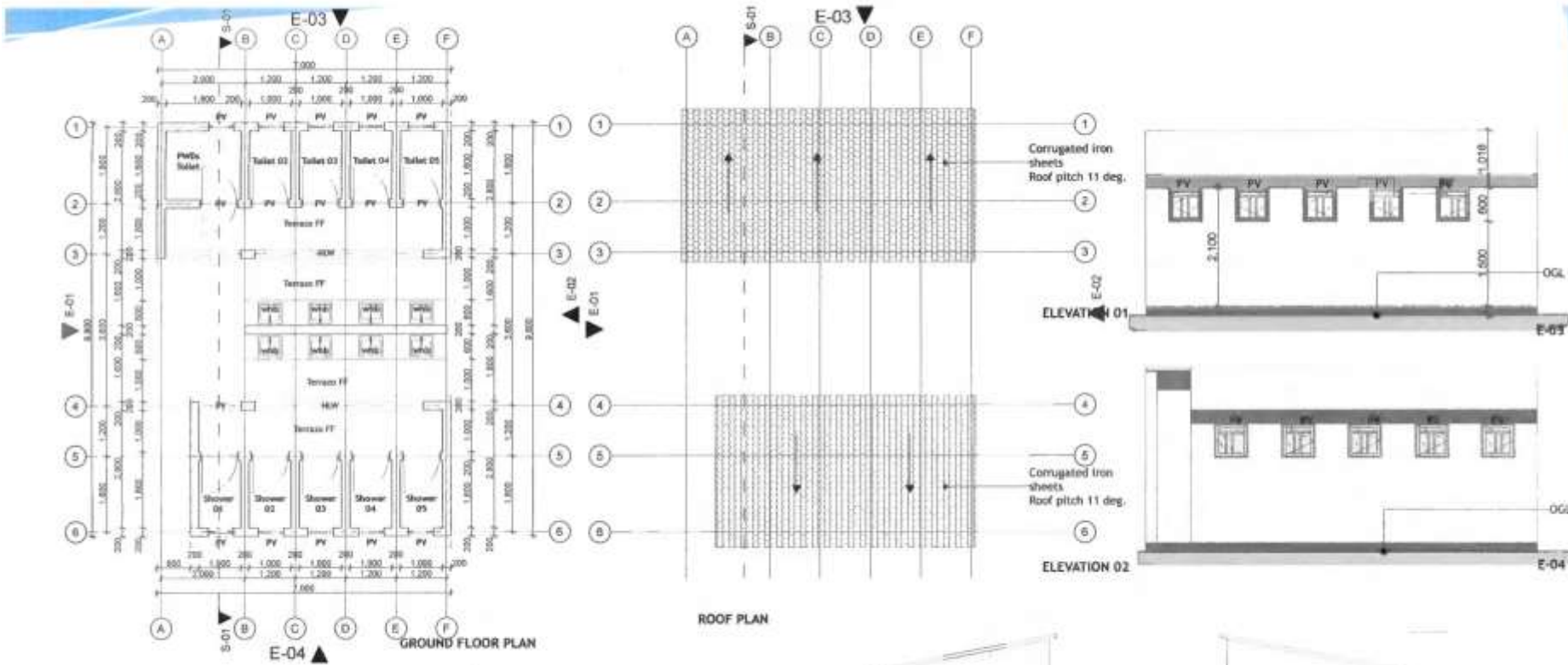
	CLIENT	PROJECT	STATUS	CONSULTANTS
	MINISTRY OF EDUCATION	CONSULTANCY SERVICES FOR THE DESIGN AND CONSTRUCTION SUPERVISION IN NYAMIRA COUNTY.	PRELIMINARY DESIGN DRAWINGS	
	STATE DEPARTMENT OF EARLY LEARNING AND BASIC EDUCATION	REFERENCE NO: MOE/DSINCP/NCB/01/2022-2023	DOMINIORY DOMINIORY (1 LEVEL)	
	DEVELOPMENT OF SCHOOLS INFRASTRUCTURE IN NYAMIRA COUNTY			
			DATE	
		REVISIONS		



BOYS SANITATION BLOCK



	CLIENT	MINISTRY OF EDUCATION STATE DEPARTMENT OF EARLY LEARNING AND BASIC EDUCATION DEVELOPMENT OF SCHOOLS INFRASTRUCTURE IN NYAMIRA COUNTY	PROJECT	CONSULTANCY SERVICES FOR THE DESIGN AND CONSTRUCTION SUPERVISION IN NYAMIRA COUNTY, REFERENCE NO. MOE/DSINCP/NCB/01/2022-2023	STATE	PRELIMINARY DESIGN DRAWINGS	CONSULTANTS	
	DRAWING TITLE	SANITATION	DRAWING NO.		DATE	NOVEMBER 2023		
	DRAWN							



GIRLS SANITATION BLOCK

	CLIENT	PROJECT	STATE		CONSULTANTS
	MINISTRY OF EDUCATION	CONSULTANCY SERVICES FOR THE DESIGN AND CONSTRUCTION SUPERVISION IN NYAMIRA COUNTY. REFERENCE NO. MOE/DSINCP/NCB/01/2022-2023	PRELIMINARY DESIGN DRAWINGS		
	STATE DEPARTMENT OF EARLY LEARNING AND BASIC EDUCATION		DRAWING FILE	SANITATION BLOCK (081)	
	DEVELOPMENT OF SCHOOLS INFRASTRUCTURE IN NYAMIRA COUNTY		DRAWING NO.	TYPE A	
		DRAWN			
			DATE	NOVEMBER 2023	

SECTION VI - SPECIFICATIONS

Notes for preparing Specifications

1. Specifications must be drafted to present a clear and precise statement of the required standards of materials, and workmanship for tenderers to respond realistically and competitively to the requirements of the Procuring Entity and ensure responsiveness of tenders. The Specifications should require that all materials, plant, and other supplies to be permanently incorporated in the Works be new, unused, of the most recent or current models, and incorporating all recent improvements in design and materials unless provided otherwise in the Contract. Where the Contractor is responsible for the design of any part of the permanent Works, the extent of his obligations must be stated.
2. Specifications from previous similar projects are useful and may not be necessary to re-write specifications for every Works Contract.
3. There are considerable advantages in standardizing **General Specifications** for repetitive Works in recognized public sectors, such as highways, urban housing, irrigation and water supply. The General Specifications should cover all classes of workmanship, materials and equipment commonly involved in constructions, although not necessarily to be used in a particular works contract. Deletions or addenda should then adapt the General Specifications to the particular Works.
4. Care must be taken in drafting Specifications to ensure they are not restrictive. In the Specifications of standards for materials, plant and workmanship, existing Kenya Standards should be used as much as possible, otherwise recognized international standards may also be used.
5. The Procuring Entity should decide whether technical solutions to specified parts of the Works are to be permitted. Alternatives are appropriate in cases where obvious (and potentially less costly) alternatives are possible to the technical solutions indicated in tender documents for certain elements of the Works, taking into consideration the comparative specialized advantage of potential tenderers.
6. The Procuring Entity should provide a description of the selected parts of the Works with appropriate reference to Drawings, Specifications, Bills of Quantities, and Design or Performance criteria, stating that the alternative solutions shall be at least structurally and functionally equivalent to the basic design parameters and Specifications.
1. Such alternative solutions shall be accompanied by all information necessary for a complete evaluation by the Procuring Entity, including drawings, design calculations, technical specifications, breakdown of prices, proposed construction methodology, and other relevant details. Technical alternatives permitted in this manner shall be considered by the Procuring Entity each on its own merits and independently of whether the tenderer has priced the item as described in the Procuring Entity's design included with the tender documents.

**PROPOSED SCHOOL
PROJECTS**

**NYAMIRA COUNTY LOT 13 (NYAMAURO SECONDARY SCHOOL, KENYORO ELCK
SECONDARY SCHOOL,)**

BILL OF QUANTITIES

SECTION 01: PRELIMINARIES

PARTICULAR PRELIMINARIES				
Ite m	Descripti on	Qt y	Rate	Amount
	<u>LOCATION OF THE SITE</u>			
1	The sites are located in Nyamira county, Kenya			
2	The Contractor shall obtain the Architect's approval for the siting of all temporary buildings, spoil heaps, temporary paths and storage areas for materials.			
3	The Contractor must obtain approval from all relevant Local and Environmental Authorities in all matters relating to site access and erection of temporary structures and must ensure adherence to the requirements of these Authorities.			
4	The Contractor must obtain the Architect's approval and directions regarding the use of any materials found on the site.			
5	No claim will be allowed for travelling or other expenses which may be incurred by the Contractor in visiting the site or preparing the tender for the Works.			
	<u>DESCRIPTION OF WORKS</u>			
6	The Works generally comprise the construction and capacity building of schools. The Works shall involve: - Erection of reinforced concrete strip foundations and masonry substructure walling - Erection of reinforced concrete superstructure (beams, columns & suspended slabs) and staircases - Erection of masonry superstructure walling, both internally and externally - Roofing: consisting of down pipes, waterproofing screeds, Ruberoid SBS finished with concrete interlocking tiles; - Windows: generally windows and doors include steel casement - Internal floor finishing; floor screed backing to receive floor tiles, terrazzo and red oxide finishing on selected areas - External wall finishing is painting - Fixing joinery fittings generally comprising MDF wardrobes and kitchen cabinets; - Services installation comprising electrical installations and plumbing & drainage installations; - External works: generally comprising of associated foul & storm water drainage and;			
7	All sections of the Works indicated as Provisional will be subject to re-measurement on completion. Such re-measurements shall be extended to any other sections of the Works the Consultants may deem necessary.			
	To collection			-

Item	Description	Qty	Rate	Amount (KES)
1	<p><u>GENERAL SPECIFICATIONS</u></p> <p>The Contractor is referred to the General Specifications for Building Works given with the tender. These contain the full description of materials, workmanship and method of execution of the Works. These shall be followed in all respects unless it conflicts with General and Particular Preliminaries, Trade Preambles or other items in the Bills of Quantities.</p> <p>The Contractor must allow for all costs in complying with these Clauses.</p>	ITEM		
2	<p><u>EXISTING BUILDINGS</u></p> <p>Special precaution shall be required throughout the Contract Period to avoid damage to existing structures, roads, lawns, cables, drains and other services. The Contractor shall allow for making good any damage arising from his actions during the execution of this Contract, at his own expense.</p>	ITEM		
3	<p><u>LABOUR CAMPS</u></p> <p>The Contractor will generally not be permitted to house labour on site unless given such approval by the Architect.</p>	ITEM		
4	<p>The site office shall be constructed to the approval and full satisfaction of the Architect. The Contractor shall provide the necessary furniture and power for the office. Data and water connection shall also be provided for, if so required. The Contractor shall insure the office and furniture against fire, theft and natural calamities and provide day and night security.</p>			
5	<p><u>CONTRACT COMPLETION PERIOD</u></p> <p>The contract completion period shall be in accordance with the Agreement and Conditions of Contract. This period must be strictly adhered to. The Architect shall strictly monitor the Contractor's progress against the Programme of Works and should it be found necessary, the Architect shall inform the Contractor in writing that his actual performance on site is not satisfactory.</p>	ITEM		
6	<p>In all such cases, the Contractor shall accelerate his rate of performance, production and progress by all means, such as additional labour, plant etc. and working overtime, all at his cost.</p>			
7	<p><u>TEMPORARY STRUCTURES AND HOARDING</u></p> <p>a) The Contractor shall allow for providing and clearing away on completion of the Works such temporary hoarding, rubbish chutes, gates, planked walkways, guard rails etc. as may be necessary for the protection.</p>	ITEM		
8	<p>b) As such, temporary structures shall be constructed with the approval of the Architect and to his full satisfaction and in such a manner as to cause minimal inconvenience and disturbance to the occupants of adjacent buildings and users of adjacent roads.</p>	ITEM		
9	<p>c) All such temporary structures shall comply in all aspects to the national laws, rules and regulations currently in force and applicable to such structures.</p>	ITEM		
10	<p>d) All temporary structures shall be erected in a manner so that the unloading of materials causes minimum obstruction to the use of adjacent roads and other facilities.</p>	ITEM		
	To collection			-

Item	Description	Qty	Rate	Amount (KES)
1	e) All temporary structures shall be kept properly lighted throughout the periods of darkness and any corners or projections shall be painted white.	ITEM		
2	f) Temporary structures shall not be used for advertisement purposes except with the consent of the Architect.	ITEM		
3	g) All temporary structures shall be maintained at all times in good condition to the satisfaction of the Architect.	ITEM		
4	h) All temporary structures shall be removed when so required by the Architect or at the end of the period for which it is required.	ITEM		
5	i) The Contractor shall indemnify and shall keep the Employer indemnified against any expenses, losses, claims or suits arising out of or in connection with the temporary structures.	ITEM		
6	j) The Contractor shall pay all Local Authority and Environmental charges payable in connection with temporary structures.	ITEM		
7	Upon the letting of the Sub-contractor's work, the Contractor is to incorporate times and details of each separate Sub-contractor's work of which information is to be agreed by the Sub-contractor and the Chart will be so designed as to accommodate this information.	ITEM		
8	At the end of each week, the Contractor is to mark on the Chart in a different colour the actual time taken to complete the different stages and sections of the work. The contractor shall obtain the Architect's approval on the Chart and shall then supply copies to the Architect and Quantity Surveyor.	ITEM		
9	If at any time it should appear to the Architect that the actual progress of the Works does not conform to the approved progress schedule, the Contractor shall produce, at the request of the Architect, a revised programme showing the modifications and accelerations to the approved programme necessary to ensure completion of the Works within the agreed Contract Period.	ITEM		
10	The submission of and approval by the Architect of such revisions and accelerations shall not entitle the Contractor to any extra payment or extension of time and shall not relieve the Contractor of any duties, obligations or responsibilities under the Contract.	ITEM		
11	<p><i>Construction Programme: Condition Precedent</i></p> <p>It will be a contractual condition that the Tenderer shall execute the Contract to completion within the time period specified in the Form of Tender. The Tenderer will also provide a realistic Programme of execution of the Works (Progress Chart) that shall become binding in the event of the tender being awarded and subject to any amendments that may be made with the approval of the Architect.</p> <p><u>TELEPHONE</u></p>	ITEM		

12	The Contractor shall provide in the office, from the commencement to the completion of the Works, a telephone connected to the Exchange or mobile phone to be permanently stationed on site throughout the duration of the Contract for the sole usage by the supervision team. The Contractor shall pay all fees, airtime and rentals for the same.	ITEM		
	To collection			-

Item	Description	Qty	Rate	Amount (KES)
1	<p><u>SIGN BOARD</u></p> <p>The Contractor shall provide and erect as directed by the Architect, and maintain during the whole period of the building operation and remove at completion, one approved temporary notice board to the Architect's standard design giving a brief description of the Works and showing the names of the Employer and the Consultants, with sufficient space to append the names of the Sub-contractors and suppliers once appointed. The lettering concerning the Architect, Quantity Surveyor and Engineers is not to be more than 50mm high.</p>	2		-
2	<p><u>SUFFICIENCY OF TENDER</u></p> <p>The Contractor shall be deemed to have satisfied himself before tendering as to the correctness and sufficiency of his tender for the Works and the rates and the prices stated in the Bills of Quantities. Rates and prices quoted shall cover all his obligations under the Contract and all matters and things necessary for the proper completion and maintenance of the Works.</p>	ITEM		
3	<p>No claim arising from his failure to comply with this recommendation will be considered.</p>			
4	<p><u>VALUE ADDED TAX (V.A.T.)</u></p> <p>The Contractor's attention is drawn to V.A.T. Public Notice No. 6 of 5th August 1993, regarding the Finance Bill 1993 which expanded the V.A.T. base to cover construction services amongst other items. The Contractor shall familiarise himself with the said Notice and allow in his Bills of Quantities rates (excluding Prime Costs and Provisional sums) for the net tax (i.e. less input tax, where applicable) as required by the law.</p>			
5	<p>Any additional information and assistance concerning the application of the said Notice should be directed to the office of the Commissioner of Valued Added Tax.</p>			
6	<p>In the event that the Contractor does not specifically show V.A.T. as a separate item, the Tender Price or rates given shall be deemed to include V.A.T. at the prevailing rate.</p>			
	<p>ENVIRONMENTAL, SOCIAL, HEALTH & SAFETY</p> <p>The contractor is hereby informed by the Environmental Management Plan (EMP) should be executed in line with the Environmental Social Health and Safety (ESHS) hence the contractor is to allow in all his pricing all associated costs.</p> <p>The Contractor is hereby informed that he is required to conform to any instruction from the project manager that will be inline with the ESHS requirements of the project.</p>			
	<p>PROJECT MANAGEMENT AND CONTRACT ADMINISTRATION EXPENSES</p> <p>Disclaimer: the following items are provisional sums provided by the Project Manager. They are to be expended at the discretion of the Project Manager.</p>			
	To collection			-

Item	Description	Qty	Rate	Amount (KES)
	<p>Purchase and provide 1 No Twin Cab 4WD Pick up as per specification for the exclusive use of the Project Supervisor and his staff. Ownership of the vehicle shall revert to the client at the end of the project.</p> <p>Provide for fueling of the vehicles upto 3,000 km per month for the entire construction period</p> <p>Allow a sum of Kenya shillings Two Million (Ksh.2,000,000) for project supervision and superintendency.</p> <p>Allow for a sum of Kenya shilling Two hundred and fifty thousands (Ksh 250,000) for HIV/AIDS Awareness Creation</p> <p>Allow a sum of Kenya shillings Two hundred and fifty thousands (Ksh 250,000) for stakeholders management</p> <p>Allow a sum of Kenya shilling Two hundred and fifty thousands (Ksh 250,000) for implanting the grievance redress mechanism</p> <p>Allow for sum of Kenya shillings One hundred thousands (Ksh 100,000) for provision of a laptop for the clerk of works</p> <p>Include a percentage sum for the contractor's administrative cost and profit for the above project management and contract administrative expenses.</p>			<p>2,000,000</p> <p>250,000</p> <p>250,000</p> <p>250,000</p> <p>100,000</p> <p>%</p>
	To collection			2,850,000

	TOTAL CARRIED TO SUMMARY FOR PARTICULAR PRELIMINARIES			-
--	--	--	--	---

Item	Description	Qty	Rate	Amount (KES)
1	<p><u>GENERAL PRELIMINARIES</u></p> <p><u>PRICING OF ITEMS OF PRELIMINARIES AND PREAMBLES</u></p> <p>Wherever in the Contractor's priced Bills of Quantities no prices appears against an item of Preliminaries or Bills of Quantities, the value of such an item shall be deemed to be included in his prices for other items in the preliminaries or Bills of Quantities.</p> <p><u>DEFINITIONS AND ABBREVIATIONS</u></p> <p>"Approved": <i>Approved by the Architect or any of the other agents of the Employer appointed under the Agreement</i></p> <p>"As described": <i>As described in the Section No. 3 (Specifications)</i></p> <p>"As directed" <i>As directed by the Architect or any of the other agents of the Employer in writing</i></p> <p>"B.S." <i>The current British Standard specifications published by the British Standards Institution, 2 Park Street, London W.1., England</i></p> <p>"KEBS" <i>The Kenya Bureau of Standards Specification</i></p> <p>"m³" <i>Cubic metres</i></p> <p>"m²" <i>Square metres</i></p> <p>"m" <i>Linear metres</i></p> <p>"mm" <i>Millimetres</i></p> <p>"KG" shall mean: kilogram</p> <p>"NO." shall mean: number</p> <p>"MS or M/S" <i>Measured seperately</i></p> <p>"Ditto" or "Do" <i>The whole of the preceding description except as qualified in the description in which it occurs.</i></p> <p>"BMS" <i>Both sides measured seperately</i></p> <p>"PRS" shall mean: Pairs</p>	ITEM		
	To collection			-

Item	Description	Qty	Rate	Amount (KES)
1	<p><u>FIGURED DIMENSIONS</u></p> <p>Figured dimensions shall be followed. Scaling from the Drawings shall not be allowed; but wherever possible dimensions are to be taken on the Site or from the Buildings. Before any Work is commenced by Sub-Contractors or Specialist Firms, dimensions must be checked on the Site and/or buildings and agreed with the Contractor, irrespective of the comparable dimensions shown on the Drawings. The Contractor shall be responsible for the accuracy of such dimensions. The room dimensions shown on drawings depict the finished rooms sizes.</p>			
2	<p><u>SITE LEVELS</u></p> <p>Before commencing work the Contractor must arrange for and agree with the Architect and Quantity Surveyor the existing site levels and similarly establish and agree on a bench mark.</p>			
3	<p><u>PROVISIONAL WORK</u></p> <p>All "Provisional" and other work liable to adjustment under this Contract shall be left uncovered for a reasonable time to allow all measurements needed for such adjustment to be taken by the Quantity Surveyor.</p> <p>Immediately the work is ready for measurement, the Contractor shall give notice to the Quantity Surveyor.</p>			
4	<p><u>EXISTING SERVICES</u></p> <p>Prior to commencement of any work the Contractor is to ascertain from the relevant Authorities the exact position, depth and level of all existing electric cables, water pipes or other services in the area and he shall make whatever provisions may be required by the Authorities concerned for the support and protection of such services. Any damage or disturbance caused to any services shall be reported immediately to the Architect and the relevant Authority and shall be made good to their satisfaction at the Contractor's expense. The Contractor will be compensated for any mandatory diversions to services.</p>			
5	<p><u>TRANSPORT TO AND FROM THE SITE</u></p> <p>The Contractor shall include in his prices for the transport of materials workmen, etc., to and from the Site of the Proposed Works, at such hours by such routes and means as are permitted by the Authorities.</p>			
6	<p><u>PUBLIC AND PRIVATE ROADS, PAVEMENTS ETC.</u></p> <p>The Contractor will be required to make good, at his own expense any damage he may cause to the present road surfaces, pavements, walkways, lawns, and flower beds within or beyond the boundary of the Site, during the period of the Works. In particular, all existing trees, shrubs, plants, etc., which may be destroyed or damaged during the progress of the Works are to be made good by the Contractor to the approval of the Architect.</p>			
7	<p><u>POLICE REGULATIONS</u></p> <p>The Contractor is to allow for complying with all instructions and regulations of the police Authorities.</p>			
	To collection			-

Item	Description	Qty	Rate	Amount
1	<p><u>CONTRACTOR'S SUPERINTENDENCE</u></p> <p>The Contractor shall constantly keep on the Works a literate English-speaking Agent or Representative, competent and experienced in the kind of work involved, who shall give his whole time to the superintendence of the Works. Such Agent or Representative shall receive on behalf of the Contractor, directions and instructions from the Architect and such directions and instructions shall be deemed given to the Contractor in accordance with the Conditions of the Contract. The Agent shall not be replaced without the specific approval of the Architect.</p>			
2	<p>It is to be a specific condition of this Contract that the successful Tenderer shall provide on Site throughout the period of construction until the date for Practical completion a suitably qualified, experienced and competent person to ensure that the works are carried out to the standard required by the specification and detailed on the Drawings; and shall ensure that upon any termination of employment an acceptable replacement is found. It will be a Condition of the Contract that a site foreman/agent acceptable to the Architect be made available.</p>			
3	<p>A curriculum vitae of past experience and qualifications must be provided for the Architect's scrutiny. The Architect's decision will be final regarding the suitability of the proposed foreman/agent.</p>			
4	<p><u>WATER</u></p> <p>All water shall be fresh, clean and free from mud, vegetable or organic matter, acid or alkaline substances in solution or suspension. The Contractor shall provide at his own risk and cost all water for use in connection with the Works (including the work of Sub-Contractors). The Contractor shall provide at his own expense all temporary distribution pipes, storage tanks, metres, etc., and he shall clear away same upon completion of the Works.</p>			
5	<p><u>LIGHTING AND POWER</u></p> <p>The Contractor shall provide at his own risk and cost all artificial lighting and power for use on the Works, including all Sub-Contractors' and Specialists' requirements and including all temporary connections, wiring, fittings, etc., and clearing away on completion. The Contractor shall pay all fees and obtain all permits in connection therewith.</p>			
6	<p><u>SAFETY</u></p> <p>The Contractor shall comply at all times with the requirements of the Factory Act (Cap 514), Building Construction Rules, Supplement 18, Legal Notice No.40 dated April, 1984 and No.31 of 28th April 2004 and ensure that the safety of his workpeople and authorised visitors to the Site is protected at all times. In particular there shall be proper provision of planked footways and guard-rails to scaffolding, etc., protection against falling materials and tools and the Site shall be tidy and clear of dangerous rubbish.</p>			
7	<p>The Contractor shall appoint a safety officer as required by the Factory Act and notify the Factory Inspector of his name. The safety Officer shall be on Site at all times and all directions given by the Architect to the Safety Officer shall be deemed to be Architect's Instructions, and shall be complied with promptly without additional cost to the contract.</p>			

8	The Architect shall be empowered to suspend work on the Site should he consider these conditions are not being observed, and no claim arising from such suspension will be allowed.			
	To collection			-

Item	Description	Qty	Rate	Amount (KES)
1	<p><u>PROTECTIVE CLOTHING</u></p> <p>The Contractor shall provide all protective or any other special clothing or equipment for his employees that may be necessary. This shall include, inter-alia, safety helmets, gloves, goggles, earmuffs, gumboots, overalls, etc., according to the type of work. The Contractor shall ensure that safety helmets are worn by all staff at all times.</p>			
2	<p><u>PROVISIONAL SUMS</u></p> <p>The term "Provisional Sum" wherever used in these Bills of Quantities shall have the meaning stated in Section A Item A7(i) of the Standard Method of Measurements mentioned in condition No. 12 of the Conditions of Contract. Such sums are net and no addition shall be made to them for profit.</p>			
3	<p><u>ADJUSTMENT OF PROVISIONAL SUMS</u></p> <p>In the final account all provisional sums shall be deducted and the value of the work properly executed in respect of them upon the Architect's order added to the contract sum. Such work shall be valued as described for variations in condition No. 30 of the conditions of contract, but should any articles for the work be executed by a Nominated Sub-Contractor, or any articles for the work be supplied by a Nominated Supplier, the Value of such work or articles shall be treated as a P.C. sum and profit and attendance comparable to that contained in the priced Bills of Quantities for similar items added.</p>			
4	<p><u>PRIME COST SUMS</u></p> <p>The term "Prime Cost Sum" or "P.C. Sum" wherever used in these Bills of Quantities shall have the meaning stated in Section A item A7(ii) of the Standard Method of Measurements mentioned in condition No. 8 of the Conditions of Contract.</p>			
5	<p>Persons or firms nominated to execute the work or to provide and fix materials or goods as stated in condition No. 31 of the Conditions of Contract are described herein as Nominated Sub-Contractors. Persons or firms so nominated to supply goods or materials are described as Nominated Suppliers.</p>			
6	<p><u>ADJUSTMENT OF PRIME COST SUMS</u></p> <p>In the final account all P.C. sums shall be deducted and the amount properly expended upon the Architect's order in respect of each of them added to the contract sum. The Contractor shall produce to the Architect such quotation, invoices or bills properly receipted as may be necessary to show the actual details of the sums paid by the Contractor. Items of profit upon P.C. sums shall be adjusted in the final account prorata to the amount paid.</p>			
7	<p><u>MATERIALS AND WORKMANSHIP</u></p> <p><u>Generally</u></p> <p>All materials shall be new unless otherwise directed or permitted by the Architect and in all cases where the quality of goods or materials is not described or otherwise specified, is to be the best quality obtainable in the ordinary meaning of the word "best" and not merely a trade signification of that word.</p>			
8	<p>All materials and workmanship shall, unless otherwise specified or described, conform to the appropriate British Standard Institution specification current at the date of tender.</p>			
	To collection			-

Item	Description	Qty	Rate	Amount (KES)
1	<p>The Contractor shall order all materials to be obtained from overseas immediately after the Contract is signed and shall also order materials to be obtained from local sources as early as necessary to ensure that such materials are on site when required for use in the Works. The Clients will not accept any liability arising from delay of materials. The Contractor shall be responsible for and shall replace or make good at his own expense any materials lost or damaged.</p>			
2	<p>The Works throughout shall be executed by skilled workmen well versed in their respective trades.</p>			
3	<p><u>REJECTED WORKMANSHIP OR MATERIALS</u> Any workmanship or materials not complying with the specific requirements or approved samples or which have been damaged, contaminated or have deteriorated, must immediately be removed from the Site and replaced at the Contractor's expense, as required.</p>			
4	<p><u>PROPRIETARY MATERIALS</u> Where proprietary materials are specified herein-after the contractor may propose the use of materials of other manufacture but equal quality for approval by the Architect. All materials and goods, where specified to be obtained from a particular manufacturer or supplier are to be used or fixed strictly in accordance with their instructions.</p>			
5	<p><u>SAMPLES</u> The Contractor shall furnish all samples listed in appendix D herein after tender acceptance but before the Contract is signed. The complete supply of all samples and their approval by the Architect shall be a precondition before the contract is executed and works commences.</p>			
6	<p><u>CONCRETE TESTS</u> The Architect shall arrange for the testing of such materials as he may at his The Contractor shall pay for the testing in accordance with the current scale The Contractor must allow in his rates all costs in connection with the Set of forty 150 x 150 x 150mm concrete test cubes 60 sets (Provisional @ Kshs. _____/- each set)* *Contractor to insert rate and extend</p>			
7	<p><u>OFFICE AND SHEDS</u> The Contractor shall erect and maintain temporary office accommodation for his own use, and ample temporary watertight sheds for the proper storage and protection of materials and for the use of artisans and remove when ordered. Floors of sheds shall be at least 150mm above ground level</p>			
8	<p>The Contractor shall also provide, erect and maintain a lock-up WC for the sole use of the Architect and other consultants and shall provide the services of a cleaner, pay all charges and keep both office and WC in a clean and sanitary condition during the whole period of the Works. The office and WC shall be removed on completion.</p>			
9	<p>The Contractor shall keep on Site and maintain in good condition one dumpy or quickest level and leveling staff, and one 30 metre steel tape for the use of the Architect and his representatives.</p>			
	To collection			-

Item	Description	Qty	Rate	Amount (KES)
1	<p><u>OFFICE FOR THE CLERK OF WORKS</u></p> <p>The Contractor shall provide, erect and maintain where directed on the site, an approved well lit, weather and sun-proof lock-up office for the use of the Clerk of Works with a total floor area of not less than 6 square metres. The office shall be constructed with stone, concrete or wood floor and the walls and ceilings internally lined with fibreboard. The office shall be furnished with a 6x4 feet table, with 3 No. drawers and 3 No. chairs.</p>			
2	<p><u>SANITATION</u></p> <p>The Contractor shall provide the necessary latrines for his staff and workmen to the requirements and satisfaction of the Health Authorities and maintain the same in a thoroughly clean and sanitary condition and pay all conservancy fees during the period of the Works and remove when no longer required.</p>			
3	<p><u>PLANT, TOOLS AND SCAFFOLDING</u></p> <p>The Contractor shall provide all necessary hoists, tackle, plant, vehicles, tools and appliances of every description for the due and satisfactory completion of the Works and shall remove same on completion.</p>			
4	<p>The Contractor shall provide, erect and maintain all temporary scaffolding, sufficiently strong and efficient for the due performance of the Works, including Sub-Contract works, provide special scaffolding as and when required during the Works and remove on completion and make good.</p>			
5	<p>Such scaffolding shall be constructed of tubular steel or timber of sufficient scantlings and be provided with planked footways and guard-rails to approval.</p>			
6	<p>All such plant, tools and scaffolding shall comply with all regulations whether general or local, in force throughout the period of the contract and shall be altered or adapted during the Contract as may be necessary to comply with any amendments in or additions to such regulations.</p>			
7	<p>Scaffolding is not measured hereinafter, and the Contractor must allow hereon in his rates for the above.</p>			
8	<p><u>EXISTING AND ADJACENT PROPERTY</u></p> <p>The Contractor must take all steps necessary to safeguard existing and adjacent property, make good at his own expense any damage to persons or property caused thereon, and hold the Employer indemnified against any such claim arising.</p>			
9	<p>The Contractor will be held fully responsible for the safety of the existing and adjacent buildings and for any damage caused in consequence of these Works. He must reinstate all damage at his own expense and indemnify the Employer against any loss.</p>			
10	<p>The Contractor must take such steps and exercise such care and diligence as to minimise nuisance from dust, noise or any other cause to the occupiers of the existing and adjacent property.</p>			

	To collection			-
--	---------------	--	--	---

Item	Description	Qty	Rate	Amount (KES)
5	<p><u>NOMINATED SUB-CONTRACTORS</u></p> <p>The Contractor shall be responsible for Nominated Sub-Contractors in every respect and in particular it shall be the Contractor's responsibility to ensure that each Sub-Contractor commences and completes the work in such manner and is ready on the Site with his materials, labour and special plant at such times so as to conform with the progress Schedule, as specified previously, and so ensure satisfactory progress.</p> <p>Additionally he shall arrange for attendance by the sub-contractors at all meetings organised for the works. The Contractor shall also accept liability for and bear the cost of General Attendance on Nominated Sub-Contractors which shall be deemed to include for:</p> <p>Allowing the use of standing scaffolding, maintenance and alteration of all scaffolding, retention of all scaffolding until such time as all relevant Sub-Contractors' works are complete and removal of all scaffolding on completion. Providing space for office accommodation, and for storage of plant and materials; allowing use of sanitary accommodation; the supply of all necessary water, and lighting; and clearing away all rubbish.</p> <p>The items for "General Attendance" given herein-after following P.C. Sums in respect of Sub-Contractors' work shall be deemed to include all the above. The Contractor shall also accept liability for and bear the cost of Special Attendance on Nominated Sub-Contractors which shall include for one or more of the following: Unloading, storing, hoisting, placing in position, providing power, provision of special scaffolding.</p> <p>The items of "Special Attendance" given herein-after following P.C. Sums shall include any one or more of the above items as set out in the particular reference. Cutting away for and making good after the work of Sub-Contractors as may be required will be measured and valued separately by the Quantity Surveyors.</p>			
9	<p><u>NOMINATED SUPPLIERS</u></p> <p>The cost of "Fix only" materials to be obtained from Nominated Suppliers which are covered by prime Cost or Provisional Sums shall include for taking delivery where directed, checking with invoices or indents, reporting and claiming damages for shortages and damaged goods, defraying demurrage signing for as having been received in good order, transporting, unloading, storing, covering and protecting until the time of fixing, unpacking, replacing anything lost or damaged, sorting, assembling, hoisting to required levels and fixing as described.</p> <p>Before placing any orders with Nominated Sub-Contractors or Nominated Suppliers the Contractors must ascertain that the terms and conditions of the quotations and the dates of delivery of materials or execution of works comply with the terms of Contract and the Progress Schedule.</p>			
11	<p><u>PRIME COST RATES</u></p> <p>Where description of items includes a prime cost rate per unit this rate is to cover the nett supply of the unit only. The Contractor's price must include for the cost of the unit at the rate stated, plus waste, taking delivery, storage, fixing in position, profit and overheads. The actual nett cost per unit will be adjusted within the Final Account against the P.C. rate stated.</p>			
	To collection			-

Item	Description	Qty	Rate	Amount (KES)
1	<p><u>PROTECTION</u></p> <p>The Contractor shall cover up and protect from damage, including damage from inclement weather, all finished work and unfixed materials, including that of Sub-Contractors, etc., to the satisfaction of the Architect until the completion of the Contract, and carefully preserve all trees or bushes on or near the Site.</p>			
2	<p>In the event of any damages occurring to the works, materials, sewers, drains, gullies, paths or other works on site in temporary possession of the Contractor for the purpose of this contract either from weather, want of proper protection, defects, or insufficiency of the works or any other causes or whatsoever during the progress of the works, the contractor shall be responsible and without extra charge, make good all damage and pay all costs which may be levied.</p>			
3	<p><u>CLEANING</u></p> <p>The Contractor shall, upon completing of the Works, at his own expense, remove and clear away all surplus excavated materials, plant, rubbish and unused materials and shall leave the whole of the Site and Works in a clean and tidy state to the satisfaction of the Architect, including clearing away and making good all traces of temporary access roads, offices, sheds camps, etc. Particular care shall be taken to leave clean all floors and windows and to remove all rubbish and dirt as it accumulates. The Contractor is to find his own dump and shall pay all charges in connection therewith.</p>			
4	<p><u>STANDARDS LEVY (STANDARDS ACT, CAP. 496)</u></p> <p>The Contractor's attention is drawn to Legal Notice No. 267 of 2nd June, 1990 which requires payment by the Contractor of the Standards Levy at a rate of 0.2% of the contract sum less allocation for prime cost sums and provisional sums, subject to a ceiling of KShs. 200,000.00 per annum. The Contractor must therefore include for all costs (if any) arising or resulting therefrom.</p>			
5	<p><u>INSURANCE</u></p> <p>The Contractor shall insure as required in clauses Nos. 12 and 13 of the Conditions of Contract. No payment on account of the work executed will be made to the Contractor until he has satisfied the Architect either by production of an insurance policy or and Insurance Certificate that the provision of the foregoing insurance Clauses have been complied with in all respects.</p>			
6	<p>Therefore the Architect shall from time to time ascertain that the premiums are duly paid up by the Contractor who shall, if called upon to do so, produce the receipt premium renewals for the Architect's inspection.</p>			
7	<p><u>REMOVAL OF PLANT, RUBBISH ETC.</u></p> <p>The Contractor shall upon completion of the works remove and clear away all temporary buildings, plant, rubbish and unused materials, and shall leave the whole of the site of the works in a clean and tidy state to the satisfaction of the Architect. He shall also remove all rubbish and dirt from the site at weekly intervals or as directed by the Architect.</p>			
	To collection			-

Item	Description	Qty	Rate	Amount (KES)
1	<p><u>WORKS TO BE DELIVERED CLEAN</u></p> <p>Clean and flush all gutters, rainwater and waste pipes, manholes and drains, wash (except where such treatment might cause damage) and clean all floors, sanitary fittings, glass inside and outside and any other part of the works and remove all marks blemishes, stains and defects from joinery fittings and decorated surfaces generally, polish door furniture and bright parts of metal work and leave the whole building water tight, clean, perfect and fit for occupation to the approval of the Architect.</p>			
2	<p><u>ALTERATIONS TO PRICING, BILLS ETC.</u></p> <p>Any unauthorised alterations or qualifications made to the text of the Bills of Quantities may cause the tender to be disqualified and will in any case be ignored.</p>			
3	<p>The Contractor shall be deemed to have made allowance in his prices generally to cover any item against which no price has been inserted in the priced Bills of Quantities. All items of measured work shall be priced in detail and the Tenders containing Lump sums to cover trades of groups of works must be broken down to show the price of each item before they will be accepted.</p>			
	To collection			-

Item	Description	Qty	Rate	Amount (KES)
	<u>COLLECTION</u>			
	From page : 7			-
	8			-
	9			-
	10			-
	11			-
	12			-
	13			-
	14			-
	15			-
	TOTAL CARRIED TO SUMMARY FOR GENERAL PRELIMINARIES			-
	SUMMARY : PRELIMINARIES			
	Particular Preliminaries			
	From page : 06/15			-
	General Preliminaries			
	From page : 16/16			-
	TOTAL CARRIED TO GRAND SUMMARY			-

PROPOSED 4-LEVEL TUITON BLOCK AT NYAMAURO SECONDARY SCHOOL.

BILL OF QUANTITIES

SUB-STRUCTURE(All provisional)

Item	Description	Unit	Qty	Rate	Amount (KES)
	<u>Site Clearance and Mass excavations</u>				
A	Site clearance to remove shrubs, bushes and small trees including burning all arisings	m ²	390		-
B	Cut down trees girth 900-1200mm(measured 1m from the ground level) grab up roots and handover the arising to the client	NO	3		-
C	Excavate to remove top vegetable soil, 150mm thick(average) and wheel and deposit on site as directed	m ²	390		-
	<u>Excavations</u>				
D	Excavate to for strip footing starting from stripped level but not exceeding 1.5 meters deep	m ³	90		-
E	Ditto starting from 1.5 meters but not exceeding 3.0meters deep	m ³	90		-
F	Excavate to for pad footing starting from stripped level but not exceeding 1.5 meters deep	m ³	16		-
G	Ditto starting from 1.5 meters but not exceeding 3.0meters deep	m ³	16		-
H	Extra over for excavating in rock of any class	m ³	91		-
	<u>Backfilling</u>				
I	300mm thick approved Hardcore bed well compacted in layers of 150mm	m ²	346		-
J	Provide and compact 50mm thick imported marram including leveling, packing and blinding to receive polythene sheeting	m ²	346		-
K	Load and cart away approximately 20km away from the site to a place acceptable by the local authority	m ³	76		-
L	Return fill and ramp	m ³	227		-
	<u>Anti-Termite Treatment</u>				
M	Apply anti-termite treatment; "Termidor" or equal and approved in accordance with manufacturers' printed specifications and ten years guarantee	m ²	346		-
				<i>c/f</i>	-

Item	Description	Unit	Qty	Rate	Amount (KES)
	<i>Brought forward</i>				-
	<u>Damp Proofing</u>				
A	Provide 1000-gauge polythene sheet damp proof membrane (DPM) laid over blinding allow for overlap	m ²	346		-
	<u>Planking and strutting</u>				
B	Allow for planking and strutting to excavations and forkeeping bottoms free from fallen materials	Item	1		-
	<u>Disposal of water</u>				
C	Allow for keep excavations free of spring, underground or running water including any necessary pumping, bailing or other approved means	Item	1		-
	<u>Plain concrete class X(1:4:8) 38 aggregate</u>				
D	Strip footing	m ²	86		-
E	Pad footing	m ²	15		-
	<u>Vibrated reinforced concrete class 25/20 aggregate</u>				
F	Strip footing	m ³	17		-
G	Bases	m ³	3		-
H	Starter Columns	m ³	3		-
I	Base slab, 150 mm thick	m ²	346		-
	Reinforcements (All Provisional)				
	Supply, cut and fix High yield ribbed steel bar reinforcement to B.S. 4461, including tying wires				
J	Assorted Bars for strip footing and pad foundation	Kg	710		-
K	Ditto, for starter columns	Kg	203		-
	Formwork				
L	Vertical sides of starter columns	m ²	32		-
M	Ditto but to circular column diameter 200mm	m ²	18		-

N	Edges of Slab girth 150-225mm	m	90		-
				<i>c/f</i>	-

Item	Description	Unit	Qty	Rate	Amount (KES)
	<i>Brought forward</i>				-
	Steel mesh fabric reinforcement to B.S. 4483				
A	Layer of mesh fabric reinforcement laid in slab or bed (measured nett - no allowances made for laps) Ref. A142weighing 2.22 Kgs. per square metre	m ²	346		-
	Foundation Walling				
B	200mm thick natural chisel dressed stone walling bedded and jointed in cement sand mortar 1:4 reinforced with approved 25mm wide hoop iron every alternate course	m ²	416		-
	Plinth				
C	20mm thick cement sand 1:3 mortar to plinth finish	m ²	27		-
D	Prepare and apply 3 coats of bituminous paint to plinth finish	m ²	27		-
	<i>Total for Sub-Structure Carried to Summary</i>				-

SUPER-STRUCTURES (GROUND FLOOR)

ELEMENT 01: R.C SUPERSTRUCTURE

Item	Description	Unit	Qty	Rate	Amount (KES)
	Vibrated reinforced concrete class 25/20 aggregate				
A	Columns	m ³	2		-
B	Ring Beam	m ³	5		-
C	Staircase (flight and landings)	m ³	2		-
	Reinforcements (All Provisional)				
	Supply, cut and fix High yield ribbed steel bar reinforcement to B.S. 4461, including tying wires				
D	Assorted Reinforcement bars	Kg	729		-
	Formwork				
E	Vertical sides of columns	m ²	30		-
F	Ditto but to circular column diameter 200mm	m ²	17		-
G	Sides and soffits of ring beams	m ²	85		-
H	Sloping soffits of staircase	m ²	8		-
I	Horizontal soffits of landing	m ²	3		-
J	Sides of the landing girth 75-150mm	m	1		-
K	Sides of the staircase waist girth 225-300mm	m	13		-
	Element 01 R.C. Superstructure				
	<i>Carried to Collection R.C Superstructure</i>				-

ELEMENT 02: WALLING					
Item	Description	Unit	Qty	Rate	Amount (KES)
	Backed bricks walling in cement mortar bedded and jointed in cement sand mortar 1:4: reinforced with 25mm wide hoop iron in alternate course				
A	External Walling, - 200 mm thick	m ²	22 6		-
B	Internal Walling - 200 mm thick	m ²	89		-
C	200mm wide 3 ply felt DPC to walls	m	33		-
	Element 02 Walling				
<i>Carried to Collection for walling</i>					-

ELEMENT 03: BALUSTRADING					
Item	Description	Unit	Qty	Rate	Amount (KES)
A	900mm high mild steel balustrade; comprising of 10x50mm baluster moulded to in each tread (M.S); and 50mm CHS handrail bolted to baluster; touched in glossoil paint all to architects approval	m	14		-
	Element 03 Balustrading				
<i>Carried to Collection for balustrading</i>					-

ELEMENT 04: FINISHES					
Item	Description	Unit	Qty	Rate	Amount (KES)
	<u>FLOOR FINISHES</u>				
A	Waterproof cement and sand (1:4) beds and backings 50mm thick Cement sand 1:4 steel trowelled with redoxide slurry	m ²	33 4		-
	Supply and fix approved Non-slip ceramic floor tiles; <u>to regular pattern; bedding and jointing in cementmortar (1:4) grouting joints with proprietary grouting laid on cement and sand backing (m/s); Tenderers to allow for chamfer, corner strips, cutting, fixing etc ;</u>				
C	600 x 600 x 10 mm Thick tiles	m ²	36 0		-
D	8 x 75mm high ceramic tiles skirting	m	13 5		-
				<i>c</i> <i>/</i> <i>f</i>	-

Item	Description	Unit	Qty	Rate	Amount (KES)
	<i>Brought forward</i>				-
	<u>INTERNAL WALL FINISHES</u>				
	<u>Plaster: 12 mm cement/lime putty/sand: steel trowelled: on masonry or concrete: to</u>				
A	Walls and concrete surfaces including the beams and columns	m ²	449		-
	<u>Prepare surfaces: apply three coats Crown Solo silk vinyl emulsion paint or other equal approved: on steel trowelled plaster: to</u>				
B	Walls and concrete surfaces internally	m ²	449		-
	<u>EXTERNAL WALL FINISHES</u>				
	12mm thick external lime/cement/sand render: steel trowelled: on masonry or concrete: to				
C	Walls and concrete surfaces	m ²	251		-
	<u>Prepare surfaces: apply three coats of Crown Permacote Ultraguard Rain-Proof Silicone Paint or other equal approved: on steel trowelled plaster: to</u>				
D	Walls and concrete surfaces externally	m ²	251		-
E	Concrete Vent blocks to louvers: 300x200x20mm thick	NO	18		-
				<i>c / f</i>	-

Item	Description	Unit	Qty	Rate	Amount (KES)
	<i>Brought forward</i>				-
	<u>CEILING FINISHES</u>				
	<u>Plaster: 12 mm cement/lime putty/sand: steel trowelled: on masonry or concrete: to</u>				
A	Floor ceiling	m ²	334	-	-
	<u>Prepare surfaces: apply three coats Crown Solo silkvinyl emulsion paint or other equal approved: on steel trowelled plaster: to</u>				
B	Floor ceiling	m ²	334	-	-
	Element 04 Finishes				
	<i>Carried to Collection for finishes</i>				-

ELEMENT 05: DOORS					
Item	Description	Unit	Qty	Rate	Amount (KES)
<u>STEEL CASEMENT DOORS</u>					
A	Supply and fix 900x2400mm standard mild steel casement door door cto masonry jambs and concrete head, complete with 3 lever door lock and all lock system all to Architect's details to:one coat pre-fabrication and anti-rust primer	No	2		-
B	Ditto size 1200x2400mm	No	1		-
<u>Painting and Decoration</u>					
<u>Prepare surfaces: apply three gloss or other equal approved paint:</u>					
C	General surfaces: doors internally	m ²	7		-
D	Ditto externally	m ²	7		-
<u>TIMBER DOORS</u>					
E	Single leaf single swing overall size 900 x 2400mm high Semi-solid core flush door;	No	2		-
<u>Ironmongery</u>					
<u>Supply and fix approved ironmongery: matching screws: locks to include a set of 3 keys; brass finish to architects approval</u>					
F	3 lever mortice locks with furniture- UNION Cat. No.2277 or equal and approved	No	2		-
G	- Floor mounted door stop as UNION CAT. No.UBR245FS	No	2		-
H	- Butt hinges; brass screws- UNION CAT NO. U508/4	Pr s	2		-
I	100mm high brass tower bolts	No	2		-
J	Brass door handles as UNION CAT. No. UBR206LA or similarly approved	No	2		-
<u>HARDWOOD FRAMES</u>					
K	50 x 200mm rebated Frame with two labours plugged	m	12		-
L	50 x 25mm Moulded architrave with one labour	m	12		-
				c /f	-

Item	Description	Unit	Qty	Rate	Amount (KES)
	<i>Brought forward</i>				-
	<u><i>Iron mongery Cont'd</i></u>				
A	Prepare and apply one coat "Crown" or equal and approved aluminium wood primer before fixing on backsof wood surfaces in contact with masonry, concrete or plaster girth exceeding 200 but not exceeding 300mm	m	12		-
	<u>Prepare stain to approval with timber guard and apply three coats matt "Crown Tuffseal" or other equal and approved polyurethane varnish to woodwork to be executed by an approved sub-contractor</u>				
B	General surfaces of woodwork	m ²	9		-
C	Surfaces girth exceeding 200mm but not exceeding 300m	m	12		-
	Element 05 Doors				
	<i>Carried to Collection</i>				-

ELEMENT 06: WINDOWS					
Item	Description	Unit	Qty	Rate	Amount (KES)
	<p>Mild steel Casement windows</p> <p><u>Mild steel medium duty casement windows: custommade in 250 x 300 mm panels or equal approved: including 5 x 20 mm mild steel flat burglar proofing bar to match casement panels; sections patterns to architects detail and approval: approved ironmongery: (glass m.s); one coat pre-fabrication and anti-rust primer</u></p>				
A	Window size 1500 x 1800 mm high	No.	8		-
B	<p>Ditto size 2000x1800mm high</p> <p>5mm thick clear glass and glazing to metal with and</p> <p><u>including approved putty glazing compound.</u></p>	No.	9		-
C	<p>In panes of over 0.10m² but not exceeding 0.5m² in bronze film glass</p> <p><u>Prepare surfaces, apply undercoat and three finishing coats gloss oil paint to metal surfaces measured over the glazing</u></p>	m ²	54		-
D	<p>Windows: both sides measured</p> <p><u>Approved pre-cast concrete cill: bedded and jointed in cement (sand (1:3) mortar: pointed in matching coloured cement</u></p>	m ²	108		-
E	250 x 50mm Thick cill; once weathered and throated	m	32		-
	Element 06 Windows				
<i>Carried to Collection</i>					-

SECTION 02 GROUND FLOOR COLLECTIO N				
	Element	Page		Kshs.
01	R.C. Superstructure	03/1/1 0		-
02	Walling	03/2/1 0		-
03	Balustrading	03/5/1 0		-
04	Finishes	03/7/1 0		-
05	Doors	03/8/1 0		-
06	Windows	03/9/1 0		-
<i>Total for Super-Structures Carried to Summary</i>				-

SECTION 03: SUPER-STRUCTURES (FIRST FLOOR)

ELEMENT 01: R.C SUPERSTRUCTURE

Item	Description	Unit	Qty	Rate	Amount (KES)
	Vibrated reinforced concrete class 25/20 aggregate				
A	Columns	m ³	2		-
B	Ring Beam	m ³	5		-
C	150mm thick slab	m ²	33 4		-
D	Staircase (flight and landings)	m ³	2		-
	Reinforcements (All Provisional)				
	Supply, cut and fix High yield ribbed steel bar reinforcement to B.S. 4461, including tying wires				
E	Assorted Reinforcement bars	Kg	40 69		-
	Formwork				
E	Vertical sides of columns	m ²	30		-
F	Ditto but to circular column diameter 200mm	m ²	17	-	-
G	Sides and soffits of ring beams	m ²	85	-	-
H	Sloping soffits of staircase	m ²	8	-	-
I	Horizontal soffits of landing	m ²	3		-
J	Sides of the landing girth 75-150mm	m	1		-
K	Sides of the staircase waist girth 225-300mm	m	13		-
L	Horizontal soffits of suspended slab	m ²	33 4		-
M	Edges of slab girth 75-150mm	m	90		-
	Element 01 R.C. Superstructure				
	<i>Carried to Collection R.C Superstructure</i>				-

ELEMENT 02: WALLING					
Item	Description	Unit	Qty	Rate	Amount (KES)
	Backed bricks walling in cement mortar bedded and jointed in cement sand mortar 1:4: reinforced with 25mm wide hoop iron in alternate course				
A	External Walling, - 200 mm thick	m ²	166		-
B	Internal Walling - 200 mm thick	m ²	46		-
	Element 02 Walling				
<i>Carried to Collection for walling</i>					-

ELEMENT 03: BALUSTRADING					
Item	Description	Unit	Qty	Rate	Amount (KES)
A	900mm high mild steel balustrade; comprising of 10x50mm baluster moulded to in each tread (M.S); and 50mm CHS handrail bolted to baluster; touched in glossoil paint all to architects approval	m	48		-
	Element 03 Balustrading				
<i>Carried to Collection for balustrading</i>					-

ELEMENT 04: FINISHES					
Item	Description	Unit	Qty	Rate	Amount (KES)
	<u>FLOOR FINISHES</u>				
	Waterproof cement and sand (1:4) beds and backings				
A	15mm thick Cement sand screed to receive tiles	m ²	33 4		-
B	supply and fix 600x600 mm non slip ceramic floor tiles	m ²	36 0		-
				<i>c</i> <i>/</i> <i>f</i>	-

Item	Description	Unit	Qty	Rate	Amount (KES)
	<i>Brought forward</i>				-
	<u>INTERNAL WALL FINISHES</u>				
	<u>Plaster: 12 mm cement/lime putty/sand: steel trowelled: on masonry or concrete: to</u>				
A	Walls and concrete surfaces including the beams and columns	m ²	287		-
	<u>Prepare surfaces: apply three coats Crown Solo silk vinyl emulsion paint or other equal approved: on steel trowelled plaster: to</u>				
B	Walls and concrete surfaces internally	m ²	287		-
	<u>EXTERNAL WALL FINISHES</u>				
	<u>12mm thick external lime/cement/sand render: steel trowelled: on masonry or concrete: to</u>				
C	Walls and concrete surfaces	m ²	184		-
	<u>Prepare surfaces: apply three coats of Crown Permacote Ultraguard Rain-Proof Silicone Paint or other equal approved: on steel trowelled plaster: to</u>				
D	Walls and concrete surfaces externally	m ²	184		-
E	Concrete Vent blocks to louvers: 300x200x20mm thick	NO	18		-
				<i>c / f</i>	-

Item	Description	Unit	Qty	Rate	Amount (KES)
	<i>Brought forward</i>				-
	<u>CEILING FINISHES</u>				
	<u>Plaster: 12 mm cement/lime putty/sand: steel trowelled: on masonry or concrete: to</u>				
A	Floor ceiling	m ²	33 4	-	-
	<u>Prepare surfaces: apply three coats Crown Solo silkvinyl emulsion paint or other equal approved: on steel trowelled plaster: to</u>				
B	Floor ceiling	m ²	33 4	-	-
	Element 04 Finishes				
	<i>Carried to Collection for finishes</i>				-

ELEMENT 05: DOORS					
Item	Description	Unit	Qty	Rate	Amount (KES)
	<u>STEEL CASEMENT DOORS</u>				
A	Supply and fix 900x2400mm standard mild steel casement door door cto masonry jambs and concrete head, complete with 3 lever door lock and all lock systemall to Architect's details to:one coat pre-fabrication and anti-rust primer	NO	3		-
	<u>Painting and Decoration</u>				
	<u>Prepare surfaces: apply three gloss or other equal approved paint:</u>				
B	General surfaces: doors internally	m ²	6		-
C	Ditto externally	m ²	6		-
	Element 05 Doors				
<i>Carried to Collection</i>					-

ELEMENT 06: WINDOWS					
Item	Description	Unit	Qty	Rate	Amount (KES)
	<p>Mild steel Casement windows</p> <p><u>Mild steel medium duty casement windows: custommade in 250 x 300 mm panels or equal approved: including 5 x 20 mm mild steel flat burglar proofing bar to match casement panels; sections patterns to architects detail and approval: approved ironmongery: (glass m.s); one coat pre-fabrication and anti-rust primer</u></p>				
A	Window size 1500 x 1800 mm high	No.	8		-
B	Ditto size 2000x1800mm high	No.	9		-
	<p>5mm thick clear glass and glazing to metal with and <u>including approved putty glazing compound.</u></p>				
B	In panes of over 0.10m ² but not exceeding 0.5m ² in bronze film glass	m ²	54		-
	<p><u>Prepare surfaces, apply undercoat and three finishing coats gloss oil paint to metal surfaces measured over the glazing</u></p>				
C	Windows: both sides measured	m ²	108		-
	<p><u>Approved pre-cast concrete cill: bedded and jointed in cement (sand (1:3) mortar: pointed in matching coloured cement</u></p>				
D	250 x 50mm Thick cill; once weathered and throated	m	32		-
	<p>Element 06 Windows</p>				
<i>Carried to Collection</i>					-

SECTION 02 FIRST FLOOR COLLECTION				
	Element	Page		Kshs.
01	R.C. Superstructure	03/1/1 0		-
02	Walling	03/2/1 0		-
03	Balustrading	03/5/1 0		-
04	Finishes	03/7/1 0		-
05	Doors	03/8/1 0		-
06	Windows	03/9/1 0		-
<i>Total for Super-Structures Carried to Summary</i>				-

SECTION 03: SUPER-STRUCTURES (SECOND FLOOR)

ELEMENT 01: R.C SUPERSTRUCTURE

Item	Description	Unit	Qty	Rate	Amount (KES)
	Vibrated reinforced concrete class 25/20 aggregate				
A	Columns	m ³	2		-
B	Ring Beam	m ³	5		-
C	150mm thick slab	m ²	33 4		-
D	Staircase (flight and landings)	m ³	2		-
	Reinforcements (All Provisional)				
	Supply, cut and fix High yield ribbed steel bar reinforcement to B.S. 4461, including tying wires				
E	Assorted Reinforcement bars	Kg	40 69		-
	Formwork				
E	Vertical sides of columns	m ²	30		-
F	Ditto but to circular column diameter 200mm	m ²	17		-
G	Sides and soffits of ring beams	m ²	85		-
H	Sloping soffits of staircase	m ²	8		-
I	Horizontal soffits of landing	m ²	3		-
J	Sides of the landing girth 75-150mm	m	1		-
K	Sides of the staircase waist girth 225-300mm	m	13		-
L	Horizontal soffits of suspended slab	m ²	33 4		-
M	Edges of slab girth 75-150mm	m	90		-
	Element 01 R.C. Superstructure				
	<i>Carried to Collection R.C Superstructure</i>				-

ELEMENT 02: WALLING					
Item	Description	Unit	Qty	Rate	Amount (KES)
	Backed bricks walling in cement mortar bedded and jointed in cement sand mortar 1:4: reinforced with 25mm wide hoop iron in alternate course				
A	External Walling, - 200 mm thick	m ²	166		-
B	Internal Walling - 200 mm thick	m ²	46		-
	Element 02 Walling				
<i>Carried to Collection for walling</i>					-

ELEMENT 03: BALUSTRADING					
Item	Description	Unit	Qty	Rate	Amount (KES)
A	900mm high mild steel balustrade; comprising of 10x50mm baluster moulded to in each tread (M.S); and 50mm CHS handrail bolted to baluster; touched in glossoil paint all to architects approval	m	48		-
	Element 03 Balustrading				
<i>Carried to Collection for balustrading</i>					-

ELEMENT 04: FINISHES					
Item	Description	Unit	Qty	Rate	Amount (KES)
	<u>FLOOR FINISHES</u>				
	Waterproof cement and sand (1:4) beds and backings				
A	15mm thick Cement sand 1:4 screed to receive tile	m ²	33 4		-
B	supply and fix 600*600 mm non slip floor ceramic tiles	m ²	36 0		-
				<i>c</i> <i>/</i> <i>f</i>	-

Item	Description	Unit	Qty	Rate	Amount (KES)
	<i>Brought forward</i>				-
	<u>INTERNAL WALL FINISHES</u>				
	<u>Plaster: 12 mm cement/lime putty/sand: steel trowelled: on masonry or concrete: to</u>				
A	Walls and concrete surfaces including the beams and columns	m ²	287		-
	<u>Prepare surfaces: apply three coats Crown Solo silk vinyl emulsion paint or other equal approved: on steel trowelled plaster: to</u>				
B	Walls and concrete surfaces internally	m ²	287		-
	<u>EXTERNAL WALL FINISHES</u>				
	<u>12mm thick external lime/cement/sand render: steel trowelled: on masonry or concrete: to</u>				
C	Walls and concrete surfaces	m ²	184		-
	<u>Prepare surfaces: apply three coats of Crown Permacote Ultraguard Rain-Proof Silicone Paint or other equal approved: on steel trowelled plaster: to</u>				
D	Walls and concrete surfaces externally	m ²	184		-
E	Concrete Vent blocks to louvers: 300x200x20mm thick	NO	18		-
				<i>c / f</i>	-

Item	Description	Unit	Qty	Rate	Amount (KES)
	<i>Brought forward</i>				-
	<u>CEILING FINISHES</u>				
	<u>Plaster: 12 mm cement/lime putty/sand: steel trowelled: on masonry or concrete: to</u>				
A	Floor ceiling	m ²	33 4		-
	<u>Prepare surfaces: apply three coats Crown Solo silkvinyl emulsion paint or other equal approved: on steel trowelled plaster: to</u>				
B	Floor ceiling	m ²	33 4		-
	Element 04 Finishes				
	<i>Carried to Collection for finishes</i>				-

ELEMENT 05: DOORS					
Item	Description	Unit	Qty	Rate	Amount (KES)
	<u>STEEL CASEMENT DOORS</u>				
A	Supply and fix 900x2400mm standard mild steel casement door door cto masonry jambs and concrete head, complete with 3 lever door lock and all lock system all to Architect's details to:one coat pre-fabrication and anti-rust primer	NO	3		-
	<u>Painting and Decoration</u>				
	<u>Prepare surfaces: apply three gloss or other equal approved paint:</u>				
B	General surfaces: doors internally	m ²	6		-
C	Ditto externally	m ²	6		-
	Element 05 Doors				
<i>Carried to Collection</i>					-

ELEMENT 06: WINDOWS					
Item	Description	Unit	Qty	Rate	Amount (KES)
	Mild steel Casement windows <u>Mild steel medium duty casement windows: custommade in 250 x 300 mm panels or equal approved: including 5 x 20 mm mild steel flat burglar proofing bar to match casement panels; sections patterns to architects detail and approval: approved ironmongery: (glass m.s); one coat pre-fabrication and anti-rust primer</u>				
A	Window size 1500 x 1800 mm high	No.	8		-
B	Ditto size 2000x1800mm high	No.	9		-
	5mm thick clear glass and glazing to metal with and including approved putty glazing compound.				
B	In panes of over 0.10m ² but not exceeding 0.5m ² in bronze film glass	m ²	54		-
	<u>Prepare surfaces, apply undercoat and three finishing coats gloss oil paint to metal surfaces measured over the glazing</u>				
C	Windows: both sides measured	m ²	108		-
	<u>Approved pre-cast concrete cill: bedded and jointed in cement (sand (1:3) mortar: pointed in matching coloured cement</u>				
D	250 x 50mm Thick cill; once weathered and throated	m	32		-
	Element 06 Windows				
<i>Carried to Collection</i>					-

SECTION 02 SECOND FLOOR COLLECTIO N			
	Element	Page	Kshs.
01	R.C. Superstructure		-
02	Walling		-
03	Balustrading		-
04	Finishes		-
05	Doors		-
06	Windows		-
<i>Total for Super-Structures Carried to Summary</i>			-

SECTION 03: SUPER-STRUCTURES (THIRD FLOOR)

ELEMENT 01: R.C SUPERSTRUCTURE

Item	Description	Unit	Qty	Rate	Amount (KES)
	Vibrated reinforced concrete class 25/20 aggregate				
A	Columns	m ³	2		-
B	Ring Beam	m ³	10		-
C	150mm thick Slab	m ²	33 4		-
	Reinforcements (All Provisional)				
	Supply, cut and fix High yield ribbed steel bar reinforcement to B.S. 4461, including tying wires				
D	Assorted Reinforcement bars	Kg	43 32		-
	Formwork				
E	Vertical sides of columns	m ²	30		-
F	Ditto but to circular column diameter 200mm	m ²	17		-
G	Sides and soffits of ring beams	m ²	13 6		-
H	Horizontal soffits of the suspended slab	m ²	33 4		-
I	Edges of the suspended slab girth 75-150mm	m	90		-
	Element 01 R.C. Superstructure				
	<i>Carried to collection R.C Superstructure</i>				-

ELEMENT 02: WALLING					
Item	Description	Unit	Qty	Rate	Amount (KES)
	Backed bricks walling in cement mortar bedded and jointed in cement sand mortar 1:4: reinforced with 25mm wide hoop iron in alternate course				
A	External Walling, - 200 mm thick	m ²	230		-
B	Internal Walling - 200 mm thick	m ²	67		-
	Element 02 Walling				
<i>Carried to collection for walling</i>					-

ELEMENT 03: ROOF STRUCTURE AND COVERING					
Item	Description	Unit	Qty	Rate	Amount (KES)
	Sawn secured cypress pressure impregnated: primed before fixing: in 27No. Truss T1 spanning 10400mmx 2154mm hoisted 9000mm above the ground level prefabricated from timber of GS seasoned to equilibrium moisture content of 10- 15% to the following members				
A	150x50mm kingpost	m	58		-
B	150x50mm tie beam	m	280		-
C	100x50mm struts and ties	m	413		-
D	150x50mm rafter ties	m	341		-
E	75x50mm purlins	m	715		-
F	200x25mm berge board	m	25		-
G	200x25mm fascia board	m	65		-
H	100x50mm wall plate	m	75		-
	Sawn secured cypress pressure impregnated: primed before fixing: in 2No. Truss T2 spanning 5900mm x1645mm hoisted 9000mm above the ground level prefabricated from timber of GS seasoned to equilibrium moisture content of 10- 15% to the following members				
I	150x50mm kingpost	m	3		-
J	150x50mm tie beam	m	12		-
K	100x50mm struts and ties	m	5		-
L	150x50mm rafter ties	m	16		-
M	75x50mm purlins	m	88		-
N	200x25mm berge board	m	8		-
O	200x25mm fascia board	m	7		-
				c / f	-

Item	Description	Unit	Qty	Rate	Amount (KES)
	<i>Brought forward</i>				-
A	Prepainted boxed GI sheet gauge 28 sheets nailed to the timber purlins with rubber gasket on 500G polythene sheeting	m ²	456		-
B	G28, Prepainted ridge cap	m	39		-
C	Ditto to valley ridge	m	10		-
	Element 03 Roof Structure and Covering				
	<i>Carried to collection for roof structure and covering</i>				-

ELEMENT 04: RAIN WATER GOODS					
Item	Description	Unit	Qty	Rate	Amount (KES)
	<u>Guttering</u>				
A	22G x 150x125mm prepainted GI box gutter fixed to fascia complete with gutter brackets at 1000mm centre to centre	m	64		-
B	Extra over gutter for stopped ends piece	NO	4		-
	Down pipes				
C	110mm PVC diameter downpipes	m	54		-
D	Extra over for 110mm diameter PVC swan neck wall offs	NO	6		-
E	Extra over downpipe for 110mm diameter PVC shoe	NO	6		-
	Painting				
	Prime only back of the wood before fixing				
F	Surface girth 100-200mm girth to fascia and berge	m	15		-
	Knot prime and stop and prepare and apply one undercoat and two finishing coats of gloss oil paint to:				
G	General wood surfaces girth 200-300mm	m	15		-
	Element 04 Rain Water Goods				
<i>Carried to collection for rain water goods</i>					-

ELEMENT 05: BALUSTRADING					
Item	Description	Unit	Qty	Rate	Amount (KES)
A	<p><u>Balcony rails</u></p> <p>900mm high mild steel balustrade; comprising of 10x50mm baluster moulded on the concrete; 50mm CHShandrail bolted to baluster; touched in gloss oil paint all to architects approval</p>	m	45		-
	<p>Element 05 Balustrading</p>				
<i>Carried to collection for balustrade</i>					-

ELEMENT 06: FINISHES					
Item	Description	Unit	Qty	Rate	Amount (KES)
	<u>FLOOR FINISHES</u>				
	Waterproof cement and sand (1:4) beds and backings				
A	15mm thick Cement sand screed to receive tiles	m ²	334		-
B	supply and fix 600x600 mm non slip floor ceramic tiles	m ²	360		-
				<i>c / f</i>	-

Item	Description	Unit	Qty	Rate	Amount (KES)
	<i>Brought forward</i>				-
	<u>INTERNAL WALL FINISHES</u>				
	<u>Plaster: 12 mm cement/lime putty/sand: steel trowelled: on masonry or concrete: to</u>				
A	Walls and concrete surfaces including the beams and columns	m ²	404		-
	<u>Prepare surfaces: apply three coats Crown Solo silk vinyl emulsion paint or other equal approved: on steel trowelled plaster: to</u>				
B	Walls and concrete surfaces internally	m ²	404		-
	<u>EXTERNAL WALL FINISHES</u>				
	<u>12mm thick external lime/cement/sand render: steel trowelled: on masonry or concrete: to</u>				
C	Walls and concrete surfaces	m ²	256		-
	<u>Prepare surfaces: apply three coats of Crown Permacote Ultraguard Rain-Proof Silicone Paint or other equal approved: on steel trowelled plaster: to</u>				
D	Walls and concrete surfaces externally	m ²	256		-
				<i>c / f</i>	-

Item	Description	Unit	Qty	Rate	Amount (KES)
	<i>Brought forward</i>				-
	<u>CEILING FINISHES</u>				
	<u>Cellular treated well seasoned 50x50mm cypress timber to ceiling brandering 600mm centres both ways</u>				
A	Brandering to First floor	m ²	33 4		-
B	Provide washable PVC ceiling nailed to the brandering	m ²	33 4		-
C	25x100mm PVC moulded cornice	m	14 6		-
	Element 06 Finishes				
	<i>Carried to collection for finishes</i>				-

ELEMENT 07: DOORS					
Item	Description	Unit	Qty	Rate	Amount (KES)
	<u>STEEL CASEMENT DOORS</u>				
A	Supply and fix 900x2400mm standard mild steel casement door door cto masonry jambs and concrete head, complete with 3 lever door lock and all lock system all to Architect's details to:one coat pre-fabrication and anti-rust primer	NO	3		-
	<u>Painting and Decoration</u>				
	<u>Prepare surfaces: apply three gloss or other equal approved paint:</u>				
B	General surfaces: doors internally	m ²	6		-
C	Ditto externally	m ²	6		-
	Element 07 Doors				
<i>Carried to collection for doors</i>					-

ELEMENT 08: WINDOWS					
Item	Description	Unit	Qty	Rate	Amount (KES)
	Mild steel Casement windows				
	<u>Mild steel medium duty casement windows: custommade in 250 x 300 mm panels or equal approved: including 5 x 20 mm mild steel flat burglar proofing bar to match casement panels; sections patterns to architects detail and approval: approved ironmongery: (glass m.s); one coat pre-fabrication and anti-rust primer</u>				
A	Window size 1500 x 1800 mm high	No.	8		-
B	Ditto size 2000x1800mm high	No.	9		-
	5mm thick clear glass and glazing to metal with and including approved putty glazing compound.				
C	In panes of over 0.10m ² but not exceeding 0.5m ² in bronze film glass	m ²	54		-
	<u>Prepare surfaces, apply undercoat and three finishing coats gloss oil paint to metal surfaces measured over the glazing</u>				
D	Windows: both sides measured	m ²	108		-
	<u>Approved pre-cast concrete cill: bedded and jointed in cement (sand (1:3) mortar: pointed in matching coloured cement</u>				
E	250 x 50mm Thick cill; once weathered and throated	m	32		-
	Element 08 Windows				
<i>Carried to collection for windows</i>					-

**SECTION 02 SUPER-STRUCTURES
SUMMARY**

	Element	Page	Kshs.
01	R.C. Superstructure		-
02	Walling		-
03	Roof Structure and covering		-
04	Rain water goods		-
05	Balustrading		-
06	Finishes		-
07	Doors		-
08	Windows		-
	<i>Total for Super-Structures Carried to Summary</i>		-

ELECTRICAL
 INSTALLATIONSGROUND
 FLOOR

BILL NO 1 - PRELIMINARIES AND GENERAL CONDITIONS OF SUB-CONTRACT

ITEM NO	DESCRIPTION	QTY	UNIT	RATE	AMOUNT
				KS hs	KS hs
	<p><u>Indicated Product Brands are only a guide to the quality required</u></p>				
A	Total of Preliminaries and Conditions of Sub-Contract covering Mobilisation to Site, Sub-Contract Signing, Insurances and Performance Bond as Brought Forward from Page B/17	1	Sum	-	-
B	Any other ITEM not included under the PRELIMINARIES AND GENERAL CONDITIONS OF SUB-CONTRACT that is necessary to complete this Electrical Installations as specified. (Provide Details Below)		Item		
TOTAL FOR BILL No 1 - PRELIMINARIES AND CONDITIONS OF SUB-CONTRACT CARRIED FORWARD TO MAIN SUMMARY PAGE					-

BILL NO 2 - ELECTRICAL POWER DISTRIBUTION

ITEM NO	DESCRIPTION	QTY	UNIT	RATE	AMOUNT
				KShs	KShs
	<p><u>Indicated Product Brands are only a guide to the quality required</u></p> <p>Supply, install, test, commission and hand over in proper working condition the following.</p>				
A	4-way recessed, TPN MCB Distribution Board incorporating 100 Amps TPN integral isolator, lockable front door, labelling front cover and spare way blanking plates. As HAGER , MERLIN GERIN or equal and approved. Type CU FP	1	No		-
B	10 Amps SP Miniature Circuit Breaker for incorporation in above Distribution Board. As SCHNEIDER or equal and approved.	4	No		-
C	32 Amps SP Miniature Circuit Breaker for incorporation in above Distribution Board. As SCHNEIDER or equal and approved.	2	No		-
D	100 Amps 4P Miniature Circuit Breaker for incorporation in the Source Distribution Panel. As SCHNEIDER EASY 9 BCURVE CAT NO EZ9S16491 or equal and approved.	1	No		-
E	32 mm diameter Sub-mains Heavy Duty PVC Conduits concealed in the Building Fabric complete with bends,couplers and all other necessary accessories for Mains power link to the cu	30	LM		-
F	25 mm diameter Heavy Duty PVC Conduits concealed in the Building Fabric complete with bends,couplers and all other necessary accessories for Lighting voice, data,security and fire Alarms links.	30	LM		-
G	4 x 10 sq. mm XLPE/SWA/PVC+1c 6sq.mm SC as ECC copper cables, drawn in 50 mm diameter Heavy Duty PVC Ducts buried in electrical trenches or clipped on cable tray from the closest sub-distribution panel to the DB at the new classrooms(NB. The length provided here is provisional, re-measurements on site shall be conducted to establish actual length)	L M	40		-
H	Any other ITEM not included under the ELECTRICAL POWER DISTRIBUTION - that is necessary to complete this Electrical Installations as specified. (Provide Details Below)		Item		
<p>SUB-TOTAL FOR BILL No 2 - ELECTRICAL POWER DISTRIBUTION CARRIED FORWARD TO THE SUMMARY PAGE</p>					-

BILL NO 3 - LIGHTING INSTALLATIONS

ITEM NO	DESCRIPTION	QTY	UNIT	RATE	AMOUNT
				KS hs	KS hs
<p><u>Indicated Product Brands are only a guide to the quality required</u></p> <p>Supply, install, test, commission and hand over in proper working condition the following.</p>					
A	Lighting point, wired using 3 x 1.5 sq. mm single core PVC insulated copper cables, drawn in 20 mm diameter Heavy Duty PVC Conduits concealed in the Building Fabric and complete with bends, couplers and all other necessary accessories but excluding the light	26	No		-
B	10 Amps 2 gang two-way single pole moulded plate switch for flush mounting. As Crabtree or equal and approved.	5	No		-
C	10 Amps 1 gang two-way single pole moulded plate switch for flush mounting. As Crabtree Catalogue No4070 or equal and approved.	4	No		-
D	1200mm, 1x24W LED Fitting, Surface Mounted IP65, 5000k cool white, Dust & Moisture Resistant. As ROBUS VULCAN LED CORROSION PROOF CAT. NO. R124LEDCP-01 or equal and approved. Type T1	No	26		-
E	10 Amps 3 gang two-way single pole moulded plate switch for flush mounting. As Crabtree or equal and approved.	0	No		-
SUB-TOTAL FOR BILL No 3.1 - LIGHTING INSTALLATIONS CARRIED FORWARD TO THE SUMMARY PAGE					-

BILL NO 4 - POWER INSTALLATIONS

ITEM NO	DESCRIPTION	QTY	UNIT	RATE	AMOUNT
				KS hs	KS hs
	<p><u>Indicated Product Brands are only a guide to the quality required</u></p> <p>Supply, install, test, commission and hand over in proper working condition the following.</p>				
4.11	RAW POWER POINTS				
A	13 Amps Twin Switched Socket Outlet Point, recessed in the wall wired using 3 x 2.5 sq. mm single core PVC insulated copper cables in ring circuit drawn in 25 mm diameter Heavy Duty PVC Conduits concealed in the Building Fabric, from the Raw Power Distribution Board but without the outlet plate.	12	No		-
B	13 Amps Twin Switched STANDARD single-pole socket outlet plate for flush mounting and connection to RawPower Supply. As CRABTREE Catalogue No 4306 or equal and approved.	12	No		-
C	Data/Telephone outlet point, recessed in the wall, with a draw wire left inside a 25mm diameter Heavy Duty PVC Conduits concealed in the walls and floor but without the outlet plate.	No	10		-
D	One gang 86mm x 86mm moulded blanking plate switch for flush mounting. As CRABTREE Catalogue No 4001 or equal and approved.	No	10		-
SUB-TOTAL FOR BILL No 4.11 - RAW POWER POINTS CARRIED FORWARD TO THE SUMMARY PAGE					-

BILL NO 6 - LIGHTNING PROTECTION INSTALLATIONS

ITEM NO	DESCRIPTION	UNIT	QTY	RATE	AMOUNT
				KShs	KShs
	<p><u>Indicated Product Brands are only a guide to the quality required</u></p> <p>Supply, install, test, commission and hand over the following in proper working condition the following;</p>				
A	25mm x 3mm Copper Tape Conductor complete with conductor jointing clamps and fuse fixing saddles for masonry construction. As FURSE or equal and approved	LM	10		-
B	200mm Rod length by 15mm diameter copper air Terminal complete with multiple point and Air rod base.As Furse Catalogue No RA240, RA600 & SD105 or equal and approved.	No	1		-
C	25sq.mm PVC single Core Copper cable as down conductor	LM	10		-
D	38mm Dia. Heavy Duty PVC conduits concealed in the building fabric complete with bends, couplers and all other necessary accessories	LM	10		-
E	Test Clamp. As FURSE Catalogue No CN105 or equal and approved.	No	1		-
F	Earthing comprising of Copper Earth Electrode, of size 3000mm long x 15mm diameter with clamp and nuts enclosed in a concrete manhole of size 300mm x 300mm x 300mm with removable concrete cover inscribed EARTH PIT and a 38 mm diameter PVC heavygauge conduit lead in duct for copper table conductor.	No	1		-
G	Allow for Testing of resistivity of the soil.	Item	1		-
H	Any other item not included under the LIGHTNING PROTECTION - that is necessary to complete this electrical installations as specified(provide details	Item			
SUB-TOTAL FOR BILL No 6 - LIGHTNING PROTECTION INSTALLATIONS CARRIED FORWARD TO THE MAIN SUMMARY PAGE					-

MAIN SUMMARY PAGE

ITEM NO	DESCRIPTION	AMOUNT
		KShs
A	TOTAL FOR BILL NO 1 PRELIMINARIES AND GENERAL CONDITIONS OF SUB-CONTRACT BROUGHT FORWARD TO MAIN SUMMARY PAGE	-
B	TOTAL FOR BILL NO 2 - ELECTRICAL POWER DISTRIBUTION BROUGHT FORWARD TO MAIN SUMMARY PAGE	-
C	TOTAL FOR BILL NO 3 - LIGHTING INSTALLATIONS BROUGHT FORWARD TO MAIN SUMMARY PAGE	-
D	TOTAL FOR BILL NO 4 - POWER INSTALLATIONS BROUGHT FORWARD TO MAIN SUMMARY PAGE	-
E	TOTAL FOR BILL NO 5 - LIGHTNING PROTECTION SYSTEM INSTALLATIONS BROUGHT FORWARD TO MAIN SUMMARY PAGE	-
E	ALLOW A PROVISIONAL SUM OF KSHS. 0 AS A CONTINGENCY SUM TO BE EXPENDED AT THE DISCRETION OF THE ARCHITECT/CLIENT.	-
TOTAL CARRIED GROUND FLOOR ELECTRICALS		-

FIRST FLOOR

BILL NO 1 - PRELIMINARIES AND GENERAL CONDITIONS OF SUB-CONTRACT

ITEM NO	DESCRIPTION	QTY	UNIT	RATE	AMOUNT
				KS hs	KS hs
	<p><u>Indicated Product Brands are only a guide to the quality required</u></p>				
A	Total of Preliminaries and Conditions of Sub-Contract covering Mobilisation to Site, Sub-Contract Signing, Insurances and Performance Bond as Brought Forward from Page B/17	1	Sum		-
B	Any other ITEM not included under the PRELIMINARIES AND GENERAL CONDITIONS OF SUB-CONTRACT that is necessary to complete this Electrical Installations as specified. (Provide Details Below)		Item		
<p>TOTAL FOR BILL No 1 - PRELIMINARIES AND CONDITIONS OF SUB-CONTRACT CARRIED FORWARD TO MAIN SUMMARY PAGE</p>					-

BILL NO 2 - ELECTRICAL POWER DISTRIBUTION

ITEM NO	DESCRIPTION	QTY	UNIT	RATE	AMOUNT
				KSh	KSh
	<p><u>Indicated Product Brands are only a guide to the quality required</u> Supply, install, test, commission and hand over in proper working condition the following.</p>				
A	4-way recessed, TPN MCB Distribution Board incorporating 100 Amps TPN integral isolator, lockable front door, labelling front cover and spare way blanking plates. As HAGER , MERLIN GERIN or equal and approved. Type CU FP	1	NO		-
B	10 Amps SP Miniature Circuit Breaker for incorporation in above Distribution Board. As SCHNEIDER or equal and approved.	4	NO		-
C	32 Amps SP Miniature Circuit Breaker for incorporation in above Distribution Board. As SCHNEIDER or equal and approved.	2	NO		-
D	100 Amps 4P Miniature Circuit Breaker for incorporation in the Source Distribution Panel. As SCHNEIDER EASY 9 B CURVE CAT NO EZ9S16491 or equal and approved.	1	NO		-
E	32 mm diameter Sub-mains Heavy Duty PVC Conduits concealed in the Building Fabric complete with bends,couplers and all other necessary accessories for Mains power link to the cu	30	LM		-
F	25 mm diameter Heavy Duty PVC Conduits concealed in the Building Fabric complete with bends,couplers and all other necessary accessories for Lighting voice, data,security and fire Alarms links.	30	LM		-
G	4 x 10 sq. mm XLPE/SWA/PVC+1c 6sq.mm SC as ECC copper cables, drawn in 50 mm diameter Heavy Duty PVC Ducts buried in electrical trenches or clipped on cable tray from the closest sub-distribution panel to the DB at the new classrooms(NB. The length provided here is provisional, re-measurements on site shall be conducted to establish actual length)	LM	40		-
H	Any other ITEM not included under the ELECTRICAL POWER DISTRIBUTION - that is necessary to complete this Electrical Installations as specified. (Provide Details Below)		Item		
<p>SUB-TOTAL FOR BILL No 2 - ELECTRICAL POWER DISTRIBUTION CARRIED FORWARD TO THE SUMMARY PAGE</p>					-

BILL NO 3 - LIGHTING INSTALLATIONS

ITEM NO	DESCRIPTION	QTY	UNIT	RATE	AMOUNT
				KS hs	KS hs
<p><u>Indicated Product Brands are only a guide to the quality required</u></p> <p>Supply, install, test, commission and hand over in proper working condition the following.</p>					
A	Lighting point, wired using 3 x 1.5 sq. mm single core PVC insulated copper cables, drawn in 20 mm diameter Heavy Duty PVC Conduits concealed in the Building Fabric and complete with bends, couplers and all other necessary accessories but excluding the light fitting and switch	26	No		-
B	10 Amps 2 gang two-way single pole moulded plate switch for flush mounting. As Crabtree or equal and approved.	5	No		-
C	10 Amps 1 gang two-way single pole moulded plate switch for flush mounting. As Crabtree Catalogue No4070 or equal and approved.	4	No		-
D	1200mm, 1x24W LED Fitting, Surface Mounted IP65, 5000k cool white, Dust & Moisture Resistant. As ROBUS VULCAN LED CORROSION PROOF CAT. NO. R124LEDCP-01 or equal and approved. Type T1	No	26		-
E	10 Amps 3 gang two-way single pole moulded plate switch for flush mounting. As Crabtree or equal and approved.	0	No		-
SUB-TOTAL FOR BILL No 3.1 - LIGHTING INSTALLATIONS CARRIED FORWARD TO THE SUMMARY PAGE					-

BILL NO 4 - POWER INSTALLATIONS

ITEM NO	DESCRIPTION	QTY	UNIT	RATE	AMOUNT
				KS hs	KS hs
	<p><u>Indicated Product Brands are only a guide to the quality required</u></p> <p>Supply, install, test, commission and hand over in proper working condition the following.</p>				
4.11	RAW POWER POINTS				
A	13 Amps Twin Switched Socket Outlet Point, recessed in the wall wired using 3 x 2.5 sq. mm single core PVC insulated copper cables in ring circuit drawn in 25 mm diameter Heavy Duty PVC Conduits concealed in the Building Fabric, from the Raw Power Distribution Board but without the outlet plate.	10	NO		-
B	13 Amps Twin Switched STANDARD single-pole socket outlet plate for flush mounting and connection to RawPower Supply. As CRABTREE Catalogue No 4306 or equal and approved.	10	NO		-
C	Data/Telephone outlet point, recessed in the wall, with a draw wire left inside a 25mm diameter Heavy Duty PVC Conduits concealed in the walls and floor but without the outlet plate.	No	8		-
D	One gang 86mm x 86mm moulded blanking plate switch for flush mounting. As CRABTREE Catalogue No 4001 or equal and approved.	No	8		-
SUB-TOTAL FOR BILL No 4.11 - RAW POWER POINTS CARRIED FORWARD TO THE SUMMARY PAGE					-

BILL NO 6 - LIGHTNING PROTECTION INSTALLATIONS

ITEM NO	DESCRIPTION	UNIT	QTY	RATE	AMOUNT
				KShs	KShs
	<p><u>Indicated Product Brands are only a guide to the quality required</u></p> <p>Supply, install, test, commission and hand over the following in proper working condition the following;</p>				
A	25mm x 3mm Copper Tape Conductor complete with conductor jointing clamps and fuse fixing saddles for masonry construction. As FURSE or equal and approved	LM	10		-
B	200mm Rod length by 15mm diameter copper air Terminal complete with multiple point and Air rod base.As Furse Catalogue No RA240, RA600 & SD105 or equal and approved.	No	1		-
C	25sq.mm PVC single Core Copper cable as down conductor	LM	10		-
D	38mm Dia. Heavy Duty PVC conduits concealed in thebuilding fabric complete with bends, couplers and all other necessary accessories	LM	10		-
E	Test Clamp. As FURSE Catalogue No CN105 or equaland approved.	No	1		-
F	Earthing comprising of Copper Earth Electrode, of size 3000mm long x 15mm diameter with clamp and nuts enclosed in a concrete manhole of size 300mm x 300mm x 300mm with removable concrete cover inscribed EARTH PIT and a 38 mm diameter PVC heavygauge conduit lead in duct for copper table conductor.	No	1		-
G	Allow for Testing of resistivity of the soil.	Item	1		-
H	Any other item not included under the LIGHTNING PROTECTION - that is necessary to complete this electrical installations as specified(provide details	Item			
SUB-TOTAL FOR BILL No 6 - LIGHTNING PROTECTION INSTALLATIONS CARRIED FORWARD TO THE MAIN SUMMARY PAGE					-

MAIN SUMMARY PAGE

ITEM NO	DESCRIPTION	AMOUNT
		KShs
A	TOTAL FOR BILL NO 1 PRELIMINARIES AND GENERAL CONDITIONS OF SUB-CONTRACT BROUGHT FORWARD TO MAIN SUMMARY PAGE	-
B	TOTAL FOR BILL NO 2 - ELECTRICAL POWER DISTRIBUTION BROUGHT FORWARD TO MAIN SUMMARY PAGE	-
C	TOTAL FOR BILL NO 3 - LIGHTING INSTALLATIONS BROUGHT FORWARD TO MAIN SUMMARY PAGE	-
D	TOTAL FOR BILL NO 4 - POWER INSTALLATIONS BROUGHT FORWARD TO MAIN SUMMARY PAGE	-
E	TOTAL FOR BILL NO 5 - LIGHTNING PROTECTION SYSTEM INSTALLATIONS BROUGHT FORWARD TO MAIN SUMMARY PAGE	-
E	ALLOW A PROVISIONAL SUM OF KSHS. 0 AS A CONTINGENCY SUM TO BE EXPENDED AT THE DISCRETION OF THE ARCHITECT/CLIENT.	-
TOTAL CARRIED TO FIRST FLOOR ELECTRICALS		-

SECOND FLOOR

BILL NO 1 - PRELIMINARIES AND GENERAL CONDITIONS OF SUB-CONTRACT

ITEM NO	DESCRIPTION	QTY	UNIT	RATE	AMOUNT
				KShs	KShs
	<p><u>Indicated Product Brands are only a guide to the quality required</u></p>				
A	Total of Preliminaries and Conditions of Sub-Contract covering Mobilisation to Site, Sub-Contract Signing, Insurances and Performance Bond as Brought Forward from Page B/17	1	Sum		-
B	Any other ITEM not included under the PRELIMINARIES AND GENERAL CONDITIONS OF SUB-CONTRACT that is necessary to complete this Electrical Installations as specified. (Provide Details Below)		Item		
TOTAL FOR BILL No 1 - PRELIMINARIES AND CONDITIONS OF SUB-CONTRACT CARRIED FORWARD TO MAIN SUMMARY PAGE					-

BILL NO 2 - ELECTRICAL POWER DISTRIBUTION

ITEM NO	DESCRIPTION	QTY	UNIT	RATE	AMOUNT
				KShs	KShs
	<p><u>Indicated Product Brands are only a guide to the quality required</u> Supply, install, test, commission and hand over in proper working condition the following.</p>				
A	4-way recessed, TPN MCB Distribution Board incorporating 100 Amps TPN integral isolator, lockable front door, labelling front cover and spare way blanking plates. As HAGER , MERLIN GERIN or equal and approved. Type CU FP	1	No		-
B	10 Amps SP Miniature Circuit Breaker for incorporation in above Distribution Board. As SCHNEIDER or equal and approved.	4	No		-
C	32 Amps SP Miniature Circuit Breaker for incorporation in above Distribution Board. As SCHNEIDER or equal and approved.	2	No		-
D	100 Amps 4P Miniature Circuit Breaker for incorporation in the Source Distribution Panel. As SCHNEIDER EASY 9 BCURVE CAT NO EZ9S16491 or equal and approved.	1	No		-
E	32 mm diameter Sub-mains Heavy Duty PVC Conduits concealed in the Building Fabric complete with bends,couplers and all other necessary accessories for Mains power link to the cu	30	LM		-
F	25 mm diameter Heavy Duty PVC Conduits concealed in the Building Fabric complete with bends,couplers and all other necessary accessories for Lighting voice, data,security and fire Alarms links.	30	LM		-
G	4 x 10 sq. mm XLPE/SWA/PVC+1c 6sq.mm SC as ECC copper cables, drawn in 50 mm diameter Heavy Duty PVC Ducts buried in electrical trenches or clipped on cable tray from the closest sub-distribution panel to the DB at the new classrooms(NB. The length provided here is provisional, re-measurements on site shall be conducted to establish actual length)	LM	40		-
H	Any other ITEM not included under the ELECTRICAL POWER DISTRIBUTION - that is necessary to complete this Electrical Installations as specified. (Provide Details Below)		Item		
<p>SUB-TOTAL FOR BILL No 2 - ELECTRICAL POWER DISTRIBUTION CARRIED FORWARD TO THE SUMMARY PAGE</p>					-

BILL NO 3 - LIGHTING INSTALLATIONS

ITEM NO	DESCRIPTION	QTY	UNIT	RATE	AMOUNT
				KS hs	KS hs
<p><u>Indicated Product Brands are only a guide to the quality required</u></p> <p>Supply, install, test, commission and hand over in proper working condition the following.</p>					
A	Lighting point, wired using 3 x 1.5 sq. mm single core PVC insulated copper cables, drawn in 20 mm diameter Heavy Duty PVC Conduits concealed in the Building Fabric and complete with bends, couplers and all other necessary accessories but excluding the light	26	No		-
B	10 Amps 2 gang two-way single pole moulded plate switch for flush mounting. As Crabtree or equal and approved.	5	No		-
C	10 Amps 1 gang two-way single pole moulded plate switch for flush mounting. As Crabtree Catalogue No4070 or equal and approved.	4	No		-
D	1200mm, 1x24W LED Fitting, Surface Mounted IP65, 5000k cool white, Dust & Moisture Resistant. As ROBUS VULCAN LED CORROSION PROOF CAT. NO. R124LEDCP-01 or equal and approved. Type T1	No	26		-
E	10 Amps 3 gang two-way single pole moulded plate switch for flush mounting. As Crabtree or equal and approved.	0	No		-
SUB-TOTAL FOR BILL No 3.1 - LIGHTING INSTALLATIONS CARRIED FORWARD TO THE SUMMARY PAGE					-

BILL NO 4 - POWER INSTALLATIONS

ITEM NO	DESCRIPTION	QTY	UNIT	RATE	AMOUNT
				KS hs	KS hs
	<p><u>Indicated Product Brands are only a guide to the quality required</u></p> <p>Supply, install, test, commission and hand over in proper working condition the following.</p>				
4.11	RAW POWER POINTS				
A	13 Amps Twin Switched Socket Outlet Point, recessed in the wall wired using 3 x 2.5 sq. mm single core PVC insulated copper cables in ring circuit drawn in 25 mm diameter Heavy Duty PVC Conduits concealed in the Building Fabric, from the Raw Power Distribution Board but without the outlet plate.	10	No		-
B	13 Amps Twin Switched STANDARD single-pole socket outlet plate for flush mounting and connection to RawPower Supply. As CRABTREE Catalogue No 4306 or equal and approved.	10	No		-
C	Data/Telephone outlet point, recessed in the wall, with a draw wire left inside a 25mm diameter Heavy Duty PVC Conduits concealed in the walls and floor but without the outlet plate.	No	8		-
D	One gang 86mm x 86mm moulded blanking plate switch for flush mounting. As CRABTREE Catalogue No 4001 or equal and approved.	No	8		-
SUB-TOTAL FOR BILL No 4.11 - RAW POWER POINTS CARRIED FORWARD TO THE SUMMARY PAGE					-

BILL NO 6 - LIGHTNING PROTECTION INSTALLATIONS

ITEM NO	DESCRIPTION	UNIT	QTY	RATE	AMOUNT
				KShs	KShs
	<p><u>Indicated Product Brands are only a guide to the quality required</u></p> <p>Supply, install, test, commission and hand over the following in proper working condition the following;</p>				
A	25mm x 3mm Copper Tape Conductor complete with conductor jointing clamps and furse fixing saddles for masonry construction. As FURSE or equal and approved	LM	10		-
B	200mm Rod length by 15mm diameter copper air Terminal complete with multiple point and Air rod base.As Furse Catalogue No RA240, RA600 & SD105 or equal and approved.	No	1		-
C	25sq.mm PVC single Core Copper cable as down conductor	LM	10		-
D	38mm Dia. Heavy Duty PVC conduits concealed in thebuilding fabric complete with bends, couplers and all other necessary accessories	LM	10		-
E	Test Clamp. As FURSE Catalogue No CN105 or equaland approved.	No	1		-
F	Earthing comprising of Copper Earth Electrode, of size 3000mm long x 15mm diameter with clamp and nuts enclosed in a concrete manhole of size 300mm x 300mm x 300mm with removable concrete cover inscribed EARTH PIT and a 38 mm diameter PVC heavygauge conduit lead in duct for copper table conductor.	No	1		-
G	Allow for Testing of resistivity of the soil.	Ite m	1		-
H	Any other item not included under the LIGHTNING PROTECTION - that is necessary to complete this electrical installations as specified(provide details	Ite m			
SUB-TOTAL FOR BILL No 6 - LIGHTNING PROTECTION INSTALLATIONS CARRIED FORWARD TO THE MAIN SUMMARY PAGE					-

MAIN SUMMARY PAGE

ITEM NO	DESCRIPTION	AMOUNT
		KShs
A	TOTAL FOR BILL NO 1 PRELIMINARIES AND GENERAL CONDITIONS OF SUB-CONTRACT BROUGHT FORWARD TO MAIN SUMMARY PAGE	-
B	TOTAL FOR BILL NO 2 - ELECTRICAL POWER DISTRIBUTION BROUGHT FORWARD TOMAIN SUMMARY PAGE	-
C	TOTAL FOR BILL NO 3 - LIGHTING INSTALLATIONS BROUGHT FORWARD TO MAIN SUMMARY PAGE	-
D	TOTAL FOR BILL NO 4 - POWER INSTALLATIONS BROUGHT FORWARD TO MAIN SUMMARY PAGE	-
E	TOTAL FOR BILL NO 5 - LIGHTNING PROTECTION SYSTEM INSTALLATIONS BROUGHTFORWARD TO MAIN SUMMARY PAGE	-
E	ALLOW A PROVISIONAL SUM OF KSHS. 0 AS A CONTINGENCY SUM TO BE EXPENDEDAT THE DISCRETION OF THE ARCHITECT/CLIENT.	-
TOTAL CARRIED TO SECOND FLOOR ELECTRICALS		-

THIRD FLOOR

BILL NO 1 - PRELIMINARIES AND GENERAL CONDITIONS OF SUB-CONTRACT

ITEM NO	DESCRIPTION	QTY	UNIT	RATE	AMOUNT
				KS hs	KS hs
	<p><u>Indicated Product Brands are only a guide to the quality required</u></p>				
A	Total of Preliminaries and Conditions of Sub-Contract covering Mobilisation to Site, Sub-Contract Signing, Insurances and Performance Bond as Brought Forward from Page B/17	1	Sum		-
B	Any other ITEM not included under the PRELIMINARIES AND GENERAL CONDITIONS OF SUB-CONTRACT that is necessary to complete this Electrical Installations as specified. (Provide Details Below)		Item		
TOTAL FOR BILL No 1 - PRELIMINARIES AND CONDITIONS OF SUB-CONTRACT CARRIED FORWARD TO MAIN SUMMARY PAGE					-

BILL NO 2 - ELECTRICAL POWER DISTRIBUTION

ITEM NO	DESCRIPTION	QTY	UNIT	RATE	AMOUNT
				KShs	KShs
	<p><u>Indicated Product Brands are only a guide to the quality required</u> Supply, install, test, commission and hand over in proper working condition the following.</p>				
A	4-way recessed, TPN MCB Distribution Board incorporating 100 Amps TPN integral isolator, lockable front door, labelling front cover and spare way blanking plates. As HAGER , MERLIN GERIN or equal and approved. Type CU FP	1	No		-
B	10 Amps SP Miniature Circuit Breaker for incorporation in above Distribution Board. As SCHNEIDER or equal and approved.	4	No		-
C	32 Amps SP Miniature Circuit Breaker for incorporation in above Distribution Board. As SCHNEIDER or equal and approved.	2	No		-
D	100 Amps 4P Miniature Circuit Breaker for incorporation in the Source Distribution Panel. As SCHNEIDER EASY 9 BCURVE CAT NO EZ9S16491 or equal and approved.	1	No		-
E	32 mm diameter Sub-mains Heavy Duty PVC Conduits concealed in the Building Fabric complete with bends,couplers and all other necessary accessories for Mains power link to the cu	30	LM		-
F	25 mm diameter Heavy Duty PVC Conduits concealed in the Building Fabric complete with bends,couplers and all other necessary accessories for Lighting voice, data,security and fire Alarms links.	30	LM		-
G	4 x 10 sq. mm XLPE/SWA/PVC+1c 6sq.mm SC as ECC copper cables, drawn in 50 mm diameter Heavy Duty PVC Ducts buried in electrical trenches or clipped on cable tray from the closest sub-distribution panel to the DB at the new classrooms(NB. The length provided here is provisional, re-measurements on site shall be conducted to establish actual length)	LM	40		-
H	Any other ITEM not included under the ELECTRICAL POWER DISTRIBUTION - that is necessary to complete this Electrical Installations as specified. (Provide Details Below)		Item		
SUB-TOTAL FOR BILL No 2 - ELECTRICAL POWER DISTRIBUTION CARRIED FORWARD TO THE SUMMARY PAGE					-

BILL NO 3 - LIGHTING INSTALLATIONS

ITEM NO	DESCRIPTION	QTY	UNIT	RATE	AMOUNT
				KS hs	KS hs
	<p><u>Indicated Product Brands are only a guide to the quality required</u></p> <p>Supply, install, test, commission and hand over in proper working condition the following.</p>				
A	Lighting point, wired using 3 x 1.5 sq. mm single core PVC insulated copper cables, drawn in 20 mm diameter Heavy Duty PVC Conduits concealed in the Building Fabric and complete with bends, couplers and all other necessary accessories but excluding the light	26	No		-
B	10 Amps 2 gang two-way single pole moulded plate switch for flush mounting. As Crabtree or equal and approved.	5	No		-
C	10 Amps 1 gang two-way single pole moulded plate switch for flush mounting. As Crabtree Catalogue No4070 or equal and approved.	4	No		-
D	1200mm, 1x24W LED Fitting, Surface Mounted IP65, 5000k cool white, Dust & Moisture Resistant. As ROBUS VULCAN LED CORROSION PROOF CAT. NO. R124LEDCP-01 or equal and approved. Type T1	No	26		-
E	10 Amps 3 gang two-way single pole moulded plate switch for flush mounting. As Crabtree or equal and approved.	0	No		-
SUB-TOTAL FOR BILL No 3.1 - LIGHTING INSTALLATIONS CARRIED FORWARD TO THE SUMMARY PAGE					-

BILL NO 4 - POWER INSTALLATIONS

ITEM NO	DESCRIPTION	QTY	UNIT	RATE	AMOUNT
				KS hs	KS hs
	<p><u>Indicated Product Brands are only a guide to the quality required</u></p> <p>Supply, install, test, commission and hand over in proper working condition the following.</p>				
4.11	RAW POWER POINTS				
A	13 Amps Twin Switched Socket Outlet Point, recessed in the wall wired using 3 x 2.5 sq. mm single core PVC insulated copper cables in ring circuit drawn in 25 mm diameter Heavy Duty PVC Conduits concealed in the Building Fabric, from the Raw Power Distribution Board but without the outlet plate.	10	No		-
B	13 Amps Twin Switched STANDARD single-pole socket outlet plate for flush mounting and connection to RawPower Supply. As CRABTREE Catalogue No 4306 or equal and approved.	10	No		-
C	Data/Telephone outlet point, recessed in the wall, with a draw wire left inside a 25mm diameter Heavy Duty PVC Conduits concealed in the walls and floor but without the outlet plate.	No	8		-
D	One gang 86mm x 86mm moulded blanking plate switch for flush mounting. As CRABTREE Catalogue No 4001 or equal and approved.	No	8		-
SUB-TOTAL FOR BILL No 4.11 - RAW POWER POINTS CARRIED FORWARD TO THE SUMMARY PAGE					-

BILL NO 6 - LIGHTNING PROTECTION INSTALLATIONS

ITEM NO	DESCRIPTION	UNIT	QTY	RATE	AMOUNT
				KShs	KShs
	<p><u>Indicated Product Brands are only a guide to the quality required</u></p> <p>Supply, install, test, commission and hand over the following in proper working condition the following;</p>				
A	25mm x 3mm Copper Tape Conductor complete with conductor jointing clamps and furse fixing saddles for masonry construction. As FURSE or equal and approved	LM	10		-
B	200mm Rod length by 15mm diameter copper air Terminal complete with multiple point and Air rod base.As Furse Catalogue No RA240, RA600 & SD105 or equal and approved.	No	1		-
C	25sq.mm PVC single Core Copper cable as down conductor	LM	10		-
D	38mm Dia. Heavy Duty PVC conduits concealed in thebuilding fabric complete with bends, couplers and all other necessary accessories	LM	10		-
E	Test Clamp. As FURSE Catalogue No CN105 or equaland approved.	No	1		-
F	Earthing comprising of Copper Earth Electrode, of size 3000mm long x 15mm diameter with clamp and nuts enclosed in a concrete manhole of size 300mm x 300mm x 300mm with removable concrete cover inscribed EARTH PIT and a 38 mm diameter PVC heavygauge conduit lead in duct for copper table conductor.	No	1		-
G	Allow for Testing of resistivity of the soil.	Item	1		-
H	Any other item not included under the LIGHTNING PROTECTION - that is necessary to complete this electrical installations as specified(provide details	Item			
SUB-TOTAL FOR BILL No 6 - LIGHTNING PROTECTION INSTALLATIONS CARRIED FORWARD TO THE MAIN SUMMARY PAGE					-

MAIN SUMMARY PAGE

ITEM NO	DESCRIPTION	AMOUNT
		KShs
A	TOTAL FOR BILL NO 1 PRELIMINARIES AND GENERAL CONDITIONS OF SUB-CONTRACT BROUGHT FORWARD TO MAIN SUMMARY PAGE	-
B	TOTAL FOR BILL NO 2 - ELECTRICAL POWER DISTRIBUTION BROUGHT FORWARD TOMAIN SUMMARY PAGE	-
C	TOTAL FOR BILL NO 3 - LIGHTING INSTALLATIONS BROUGHT FORWARD TO MAIN SUMMARY PAGE	-
D	TOTAL FOR BILL NO 4 - POWER INSTALLATIONS BROUGHT FORWARD TO MAIN SUMMARY PAGE	-
E	TOTAL FOR BILL NO 5 - LIGHTNING PROTECTION SYSTEM INSTALLATIONS BROUGHTFORWARD TO MAIN SUMMARY PAGE	-
E	ALLOW A PROVISIONAL SUM OF KSHS. 0 AS A CONTINGENCY SUM TO BE EXPENDEDAT THE DISCRETION OF THE ARCHITECT/CLIENT.	-
TOTAL CARRIED TO THIRD FLOOR ELECTRICALS		-

	Element	Page	Ks hs.
1	Ground Floor		-
2	First Floor		-
3	Second Floor		-
4	Third Floor		-
	<i>Total for electrical works carried to Summary</i>		-

SUMMARY		PG.NO.	UNIT	
01	Substructures		1	-
02	Ground floor		1	-
03	First floor		1	-
04	Second floor		1	-
04	Third floor		1	-
05	Electrical works		1	-
Sub-Total				
Add; Contingencies (5%)				-
Total Carried To Main summary				-

PROPOSED 2-LEVEL DORMITORIES FOR NYAMAURO SECONDARY SCHOOL, NYAMIRA

**COUNTY
BILL OF QUANTITIES**

SECTION 02: SUB-STRUCTURE (All provisional)

Item	Description	Unit	Qty	Rate	Amount (KES)
	<u>Site Clearance and Mass excavations</u>				
A	Site clearance to remove shrubs, bushes and small trees including burning all arisings	m ²	240		-
B	Excavate to remove top vegetable soil, 150mm thick (average) and wheel and deposit on site as directed	m ²	240		-
	<u>Excavations</u>				
C	Excavate to for strip footing starting from stripped level but not exceeding 1.5 meters deep	m ³	98		-
D	Ditto starting from 1.5 meters but not exceeding 3.0 meters deep	m ³	98		-
E	Excavate to for pad footing starting from stripped level but not exceeding 1.5 meters deep	m ³	7		-
F	Ditto exceeding but for pad footing	m ³	7		-
E	Extra over for excavating in rock of any class	m ³	42		-
	<u>Backfilling</u>				
F	300mm thick approved Hardcore bed well compacted in layers of 150mm	m ²	220		-
G	Provide and compact 50mm thick imported marram to hardcore blinding to receive polythene sheeting	m ²	220		-
H	Load and cart away approximately 20km away from the site to a place acceptable by the local authority	m ³	64		-
I	Return fill and ramp	m ³	188		-
	<u>Anti-Termite Treatment</u>				
J	Apply anti-termite treatment; "Termidor" or equal and approved in accordance with manufacturers' printed specifications and ten years guarantee	m ²	220		-
	<u>Damp Proofing</u>				

K	Provide 1000-gauge polythene sheet damp proof membrane (DPM) laid over blinding allow for overlap	m ²	22 0		-
	<i>c/f</i>				-

Item	Description	Unit	Qty	Rate	Amount (KES)
	<i>Brought forward</i>				-
A	Allow for planking and strutting to excavations and forkeeping bottoms free from fallen materials	Item	1		-
	<u>Disposal of water</u>				
B	Allow for keep excavations free of spring, underground or running water including any necessary pumping, bailing or other approved means	Item	1		-
	<u>Plain concrete class X(1:4:8) 38 aggregate</u>				
C	Strip footing	m ²	64		-
D	Pad footing	m ²	10		-
	<u>Vibrated reinforced concrete class 25/20 aggregate</u>				
E	Strip footing	m ³	13		-
F	Pad foundation	m ³	2		-
G	Starter Columns	m ³	3		-
H	Base slab, 150 mm thick	m ²	22 0		-
	Reinforcements (All Provisional)				
	Supply, cut and fix High yield ribbed steel bar reinforcement to B.S. 4461, including tying wires				
I	Assorted Bars for strip foundation and base slab	Kg	60 3		-
J	Ditto, for starter columns	Kg	24 0		-
	Formwork				
K	Vertical sides of starter columns	m ²	40		-
L	Ditto but to circular column diameter 200mm	m ²	10		-
M	Edges of Slab girth 75-150mm	m	14 0		-



	$\frac{c}{f} \quad -$
--	-----------------------

Item	Description	Unit	Qty	Rate	Amount (KES)
	<i>Brought forward</i>				-
	Steel mesh fabric reinforcement to B.S. 4483				
A	Layer of mesh fabric reinforcement laid in slab or bed (measured nett - no allowances made for laps) Ref. A142weighing 2.22 Kgs. per square metre	m ²	22 0		-
	Foundation Walling				
B	200mm thick natural chisel dressed stone walling beddedand jointed in cement sand mortar 1:4 reinforced with approved 25mm wide hoop iron every alternate course	m ²	23 2		-
	Plinth				
C	20mm thick cement sand 1:3 mortar to plinth finish	m ²	24		-
D	Prepare and apply 3 coats of bituminous paint to plinthfinish	m ²	24		-
	Total for Sub-Structure Carried to Summary				-

SECTION 03: GROUND FLOOR

ELEMENT 01: R.C SUPERSTRUCTURE

Item	Description	Unit	Qty	Rate	Amount (KES)
	Vibrated reinforced concrete class 25/20 aggregate				
A	Columns	m ³	10		-
B	Ring Beam	m ³	15		-
	Reinforcements (All Provisional)				
	Supply, cut and fix High yield ribbed steel bar reinforcement to B.S. 4461, including tying wires				
C	Assorted Reinforcement bars	Kg	2000		-
	Formwork				
D	Vertical sides of columns	m ²	406		-
E	Ditto but to circular column diameter 200mm	m ²	10		-
F	Sides and soffits of ring beams	m ²	147	-	-
	Element 01 R.C. Superstructure				
	<i>Carried to Collection R.C Superstructure</i>				-

ELEMENT 02: WALLING					
Item	Description	Unit	Qty	Rate	Amount (KES)
	Baked brick walling in cement mortar bedded and jointed in cement sand mortar 1:4: reinforced with 25mm wide hoop iron in alternate course				
A	External Walling, - 200 mm thick	m ²	24 0		-
B	Internal Walling - 200 mm thick	m ²	20		-
C	200mm wide 3 ply felt DPC to walls	m	80		-
	Element 02 Walling				
<i>Carried to Collection for walling</i>					-

ELEMENT 05: FINISHES					
Item	Description	Unit	Qty	Rate	Amount (KES)
	<u>FLOOR FINISHES</u>				
	Waterproof cement and sand (1:4) beds and backings				
A	15mm thick to receive tiles	m ²	220		-
B	supply and fix 600x600 mm non slip ceramic floor tiles	m ²	240		-
				<i>c / f</i>	-

Item	Description	Unit	Qty	Rate	Amount (KES)
	<i>Brought forward</i>				-
	<u>INTERNAL WALL FINISHES</u>				
	<u>Plaster: 12 mm cement/lime putty/sand: steel trowelled: on masonry or concrete: to</u>				
A	Walls and concrete surfaces including the beams and columns	m ²	280		-
	<u>Prepare surfaces: apply three coats Crown Solo silk vinyl emulsion paint or other equal approved: on steel trowelled plaster: to</u>				
B	Walls and concrete surfaces internally	m ²	280		-
	<u>EXTERNAL WALL FINISHES</u>				
	<u>12mm thick external lime/cement/sand render: steel trowelled: on masonry or concrete: to</u>				
C	Walls and concrete surfaces	m ²	240		-
	<u>Prepare surfaces: apply three coats of Crown Permacote Ultraguard Rain-Proof Silicone Paint or other equal approved: on steel trowelled plaster: to</u>				
D	Walls and concrete surfaces externally	m ²	240		-
				<i>c / f</i>	-

Item	Description	Unit	Qty	Rate	Amount (KES)
	<i>Brought forward</i>				-
	<u>CEILING FINISHES</u>				
	<u>Plaster: 12 mm cement/lime putty/sand: steel trowelled: on masonry or concrete: to</u>				
A	Ceiling	m ²	22 0		-
	<u>Prepare surfaces: apply three coats Crown Solo silkvinyl emulsion paint or other equal approved: on steel trowelled plaster: to</u>				
B	Ceiling	m ²	22 0		-
	Element 05 Finishes				
	<i>Carried to collection for finishes</i>				-

ELEMENT 06: DOORS						
Item	Description	Unit	Qty	Rate	Amount (KES)	
	<u>STEEL CASEMENT DOORS</u>					
A	Supply and fix 1200x2400mm double mild steel casement door to masonry jambs and concrete head, complete with 3 lever door lock and all the necessary accessories all to Architect's details to: one coat pre-fabrication and anti-rust primer	No	2		-	
	<u>Painting and Decoration</u>					
	<u>Prepare surfaces: apply three gloss or other equal approved paint:</u>					
B	General surfaces: doors internally	m ²	7		-	
C	Ditto externally	m ²	7		-	
	<u>TIMBER DOORS</u>					
D	45mm thick; solid flush single door shutter overall size 900mm by 2100 mm high; with hardwood lipping all round, rate to include door frames, architraves and all the necessary accessories including painting	No	2		-	
	Element 06 Doors					
	<i>Carried to collection for doors</i>					-

ELEMENT 07: WINDOWS					
Item	Description	Unit	Qty	Rate	Amount (KES)
	<p>Mild steel Casement windows</p> <p><u>Mild steel medium duty casement windows: custom made in 250 x 300 mm panels or equal approved: including 5 x 20 mm mild steel flat burglar proofing bar to match casement panels; sections patterns to architects detail and approval: approved ironmongery: (glass m.s); one coat pre-fabrication and anti-rust primer</u></p>				
A	<p>Window size 1400 x 1800 mm high</p> <p>4mm thick clear glass and glazing to metal with and <u>including approved putty glazing compound.</u></p>	No.	12		-
B	<p>In panes of over 0.10m² but not exceeding 0.5m² in bronze film glass</p> <p><u>Prepare surfaces, apply undercoat and three finishing coats gloss oil paint to metal surfaces measured over the glazing</u></p>	m ²	35		-
C	<p>Windows: both sides measured</p>	m ²	14		-
D	<p>250 x 50mm Thick cill; once weathered and throated</p>	m	20		-
	<p>Element 07 Windows</p>				
<i>Carried to collection for windows</i>					-

GROUND FLOOR COLLECTION			
	Element	Page	Kshs.
1	R.C. Superstructure		-
2	Walling		-
3	Finishes		-
4	Doors		-
5	Windows		-
<i>Total for Ground floor Carried to Summary</i>			-

FIRST FLOOR						
ELEMENT 01: R.C SUPERSTRUCTURE						
Item	Description	Unit	Qty	Rate	Amount (KES)	
	Vibrated reinforced concrete class 25/20 aggregate					
A	Columns	m ³	10		-	
B	Ring Beam	m ³	15		-	
C	Suspended Slab	m ²	22 0		-	
D	Staircase	m ³	4		-	
	Reinforcements (All Provisional)					
	Supply, cut and fix High yield ribbed steel bar reinforcement to B.S. 4461, including tying wires					
D	Assorted Reinforcement bars	Kg	45 20		-	
	Formwork					
E	Vertical sides of columns	m ²	40 6		-	
F	Ditto but to circular column diameter 200mm	m ²	10		-	
G	Sides and soffits of ring beams	m ²	14 7		-	
H	Soffits of suspended slab	m ²	22 0		-	
I	Edges of Slab	m	80		-	
J	Staircase	m ²	18		-	
	Element 01 R.C. Superstructure					
	<i>Carried to Collection R.C Superstructure</i>					-

ELEMENT 02: WALLING					
Item	Description	Unit	Qty	Rate	Amount (KES)
A	<p>Baked brick walling in cement mortar bedded and jointed in cement sand mortar 1:4: reinforced with 25mm wide hoop iron in alternate course</p> <p>External Walling, - 200 mm thick</p>	m ²	240		-
B	<p>Internal Walling - 200 mm thick</p>	m ²	20		-
C	200mm wide 3 ply felt DPC to walls	m	80		-
	Element 02 Walling				
<i>Carried to Collection for walling</i>					-

ELEMENT 03: ROOF STRUCTURE AND COVERING					
Item	Description	Unit	Qty	Rate	Amount (KES)
	Cellular treated well seasoned sawn cypress timber members to truss Structure 22No. T1 size 8800mm x2240mm hoisted 3000mm above the ground level with the following members				
A	150x50mm kingpost	m	49		-
B	150x50mm tie beam	m	19 4		-
C	100x50mm struts and ties	m	34 2		-
D	150x50mm rafter ties	m	24 7		-
E	100x50mm wall plate	m	92		-
F	75x50mm purlins	m	42 5		-
G	200x25mm berge board	m	11		-
H	200x25mm fascia board	m	94		-
I	Prepainted boxed GI sheet gauge 28 sheets nailed to the timber purlins with rubber gasket	m ²	29 0		-
J	G28, Prepainted ridge cap	m	28		-
	Element 03 Roof structure and covering				
<i>Carried to collection for roof structure and</i>					-

	<i>covering</i>	
--	-----------------	--

ELEMENT 04: RAIN WATER GOODS					
Item	Description	Unit	Qty	Rate	Amount (KES)
	Guttering				
A	22G x 150x125mm prepainted GI box gutter fixed to fascia complete with gutter brackets at 1000mm centre to centre	m	48		-
B	Extra over gutter for stopped ends piece	NO	4		-
	Down pipes				
C	110mm PVC diameter downpipes	m	18		-
D	Extra over for 110mm diameter PVC swan neck wall offs	NO	6		-
E	Extra over downpipe for 110mm diameter PVC shoe	NO	6		-
	Painting				
	Prime only back of the wood before fixing				
F	Surface girth 100-200mm girth to fascia and berge	m	106		-
	Knot prime and stop and prepare and apply one undercoat and two finishing coats of gloss oil paint to:				
G	General wood surfaces girth 200-300mm	m	106		-
	Element 04 Rain water goods				
<i>Carried to collection for rain water goods</i>					-

Item	Description	Unit	Qty	Rate	Amount (KES)
	<i>Brought forward</i>				-
	<u>INTERNAL WALL FINISHES</u>				
	<u>Plaster: 12 mm cement/lime putty/sand: steel trowelled: on masonry or concrete: to</u>				
A	Walls and concrete surfaces including the beams and columns	m ²	280		-
	<u>Prepare surfaces: apply three coats Crown Solo silk vinyl emulsion paint or other equal approved: on steel trowelled plaster: to</u>				
B	Walls and concrete surfaces internally	m ²	280		-
	<u>EXTERNAL WALL FINISHES</u>				
	<u>12mm thick external lime/cement/sand render: steel trowelled: on masonry or concrete: to</u>				
C	Walls and concrete surfaces	m ²	240		-
	<u>Prepare surfaces: apply three coats of Crown Permacote Ultraguard Rain-Proof Silicone Paint or other equal approved: on steel trowelled plaster: to</u>				
D	Walls and concrete surfaces externally	m ²	240		-
				<i>c / f</i>	-

Item	Description	Unit	Qty	Rate	Amount (KES)
	<i>Brought forward</i>				-
	<u>CEILING FINISHES</u>				
	<u>CEILING FINISHES</u>				
	<u>Cellular treated well seasoned 50x50mm cypress timber to ceiling bandering 600mm centres both ways</u>				
A	Ground floor	m ²	220		-
B	Provide washable PVC ceiling nailed to the bandering	m ²	220		-
C	25x100mm PVC moulded cornice	m	200		-
	Element 05 Finishes				
	<i>Carried to collection for finishes</i>				-

ELEMENT 06: DOORS					
Item	Description	Unit	Qty	Rate	Amount (KES)
A	<u>STEEL CASEMENT DOORS</u>				
	<u>TIMBER DOORS</u> 45mm thick; solid flush single door shutter overall size 900mm by 2100 mm high; with hardwood lipping all round,rate to include door frames, architraves and all thenecessary accessories including painting	No	2		-
	Element 06 Doors				
<i>Carried to collection for doors</i>					-

ELEMENT 07: WINDOWS					
Item	Description	Unit	Qty	Rate	Amount (KES)
	<p>Mild steel Casement windows</p> <p><u>Mild steel medium duty casement windows: custom made in 250 x 300 mm panels or equal approved: including 5 x 20 mm mild steel flat burglar proofing bar to match casement panels; sections patterns to architects detail and approval: approved ironmongery: (glass m.s); one coat pre-fabrication and anti-rust primer</u></p>				
A	<p>Window size 1400 x 1800 mm high</p> <p>4mm thick clear glass and glazing to metal with and <u>including approved putty glazing compound.</u></p>	No.	12		-
B	<p>In panes of over 0.10m² but not exceeding 0.5m² in bronze film glass</p> <p><u>Prepare surfaces, apply undercoat and three finishing coats gloss oil paint to metal surfaces measured over the glazing</u></p>	m ²	35		-
C	<p>Windows: both sides measured</p>	m ²	14		-
D	<p>250 x 50mm Thick cill; once weathered and throated</p>	m	20		-
	<p>Element 07 Windows</p>				
<i>Carried to collection for windows</i>					-

FIRST FLOOR SUBSTRUCTURES COLLECTION			
	Element	Page	Kshs.
01	R.C. Superstructure		-
02	Walling		-
03	Roof structure and covering		-
04	Rain water goods		-
05	Finishes		-
06	Doors		-
07	Windows		-
<i>Total for Super-Structures Carried to Summary</i>			-

ELECTRICAL WORKS BILL OF QUANTITIES

BILL NO 1 - PRELIMINARIES AND GENERAL CONDITIONS OF SUB-CONTRACT

ITEM NO	DESCRIPTION	QTY	UNIT	RATE	AMOUNT
				KS hs	KS hs
	<u>Indicated Product Brands are only a guide to the quality required</u>				
A	Total of Preliminaries and Conditions of Sub-Contract covering Mobilisation to Site, Sub-Contract Signing, Insurances and Performance Bond as Brought Forward from Page B/17	1	Sum		-
B	Any other ITEM not included under the PRELIMINARIES AND GENERAL CONDITIONS OF SUB-CONTRACT that is necessary to complete this Electrical Installations as specified. (Provide Details Below)		Item		
TOTAL FOR BILL No 1 - PRELIMINARIES AND CONDITIONS OF SUB-CONTRACT CARRIED FORWARD TO MAIN SUMMARY PAGE					-

BILL NO 2 - ELECTRICAL POWER DISTRIBUTION

ITEM NO	DESCRIPTION	QTY	UNIT	RATE	AMOUNT
				KS hs	KS hs
	<u>Indicated Product Brands are only a guide to the quality required</u> Supply, install, test, commission and hand over in proper working condition the following.				
A	4-way recessed, TPN MCB Distribution Board incorporating 100 Amps TPN integral isolator, lockable front door, labelling front cover and spare way blanking plates. As HAGER , MERLIN GERIN or equal and approved. Type CU FP	1	NO		-
B	10 Amps SP Miniature Circuit Breaker for incorporation in above Distribution Board. As SCHNEIDER or equal and approved.	4	NO		-
C	32 Amps SP Miniature Circuit Breaker for incorporation in above Distribution Board. As SCHNEIDER or equal and approved.	2	NO		-
D	100 Amps 4P Miniature Circuit Breaker for incorporation in the Source Distribution Panel. As SCHNEIDER EASY 9 B CURVE CAT NO EZ9S16491 or equal and approved.	1	NO		-
E	32 mm diameter Sub-mains Heavy Duty PVC Conduits concealed in the Building Fabric complete with bends,couplers and all other necessary accessories for Mains power link to the cu	15	LM		-
F	25 mm diameter Heavy Duty PVC Conduits concealed in the Building Fabric complete with bends,couplers and all other necessary accessories for Lighting voice, data,security and fire Alarms links.	15	LM		-
G	4 x 10 sq. mm XLPE/SWA/PVC+1c 6sq.mm SC as ECC copper cables, drawn in 50 mm diameter Heavy Duty PVC Ducts buried in electrical trenches or clipped on cable tray from the closest sub-distribution panel to the DB at the new classrooms(NB. The length provided here is provisional, re-measurements on site shall be conducted to establish actual length)	LM	40		-
H	Any other ITEM not included under the ELECTRICAL POWER DISTRIBUTION - that is necessary to complete this Electrical Installations as specified. (Provide Details Below)		Item		
SUB-TOTAL FOR BILL No 2 - ELECTRICAL POWER DISTRIBUTION CARRIED FORWARD TO THE SUMMARY PAGE					-

BILL NO 3 - LIGHTING INSTALLATIONS

ITEM NO	DESCRIPTION	QTY	UNIT	RATE	AMOUNT	
				KS hs	KS hs	
	<p><u>Indicated Product Brands are only a guide to the quality required</u></p> <p>Supply, install, test, commission and hand over in proper working condition the following.</p>					
A	Lighting point, wired using 3 x 1.5 sq. mm single core PVC insulated copper cables, drawn in 20 mm diameter Heavy Duty PVC Conduits concealed in the Building Fabric and complete with bends, couplers and all other necessary accessories but excluding the light	40	No		-	
B	10 Amps 2 gang two-way single pole moulded plate switch for flush mounting. As Crabtree or equal and approved.	6	No		-	
C	10 Amps 1 gang two-way single pole moulded plate switch for flush mounting. As Crabtree Catalogue No4070 or equal and approved.	2	No		-	
D	1200mm, 1x24W LED Fitting, Surface Mounted IP65, 5000k cool white, Dust & Moisture Resistant. As ROBUS VULCAN LED CORROSION PROOF CAT. NO. R124LEDCP-01 or equal and approved. Type T1	No	40		-	
SUB-TOTAL FOR BILL No 3.1 - LIGHTING INSTALLATIONS CARRIED FORWARD TO THE SUMMARY PAGE					-	

BILL NO 4 - POWER INSTALLATIONS

ITEM NO	DESCRIPTION	QTY	UNIT	RATE	AMOUNT
				KS hs	KS hs
	<p><u>Indicated Product Brands are only a guide to the quality required</u></p> <p>Supply, install, test, commission and hand over in proper working condition the following.</p>				
4.11	RAW POWER POINTS				
A	13 Amps Twin Switched Socket Outlet Point, recessed in the wall wired using 3 x 2.5 sq. mm single core PVC insulated copper cables in ring circuit drawn in 25 mm diameter Heavy Duty PVC Conduits concealed in the Building Fabric, from the Raw Power Distribution Board but without the outlet plate.	6	No		-
B	13 Amps Twin Switched STANDARD single-pole socket outlet plate for flush mounting and connection to RawPower Supply. As CRABTREE Catalogue No 4306 or equal and approved.	6	No		-
SUB-TOTAL FOR BILL No 4.11 - RAW POWER POINTS CARRIED FORWARD TO THE SUMMARY PAGE					-

BILL NO 6 - LIGHTNING PROTECTION INSTALLATIONS

ITEM NO	DESCRIPTION	UNIT	QTY	RATE	AMOUNT
				KS hs	KS hs
	<p><u>Indicated Product Brands are only a guide to the quality required</u></p> <p>Supply, install, test, commission and hand over the following in proper working condition the following;</p>				
A	25mm x 3mm Copper Tape Conductor complete with conductor jointing clamps and furse fixing saddles for masonry construction. As FURSE or equal and approved	LM	15		-
B	200mm Rod length by 15mm diameter copper air Terminal complete with multiple point and Air rod base.As Furse Catalogue No RA240, RA600 & SD105 or equal and approved.	No	1		-
C	25sq.mm PVC single Core Copper cable as down conductor	LM	15		-
D	38mm Dia. Heavy Duty PVC conduits concealed in the building fabric complete with bends, couplers and all other necessary accessories	LM	15		-
E	Test Clamp. As FURSE Catalogue No CN105 or equal and approved.	No	1		-
F	Earthing comprising of Copper Earth Electrode, of size 3000mm long x 15mm diameter with clamp and nuts enclosed in a concrete manhole of size 300mm x 300mm x 300mm with removable concrete cover inscribed EARTH PIT and a 38 mm diameter PVC heavygauge conduit lead in duct for copper table conductor.	No	1		-
G	Allow for Testing of resistivity of the soil.	Item	1		-
H	Any other item not included under the LIGHTNING PROTECTION - that is necessary to complete this electrical installations as specified(provide details	Item			-
SUB-TOTAL FOR BILL No 6 - LIGHTNING PROTECTION INSTALLATIONS CARRIED FORWARD TO THE MAIN SUMMARY PAGE					-

MAIN SUMMARY PAGE

ITEM NO	DESCRIPTION	AMOUNT
		KS hs
A	TOTAL FOR BILL NO 1 PRELIMINARIES AND GENERAL CONDITIONS OF SUB-CONTRACT BROUGHT FORWARD TO MAIN SUMMARY PAGE	-
B	TOTAL FOR BILL NO 2 - ELECTRICAL POWER DISTRIBUTION BROUGHT FORWARD TOMAIN SUMMARY PAGE	-
C	TOTAL FOR BILL NO 3 - LIGHTING INSTALLATIONS BROUGHT FORWARD TO MAIN SUMMARY PAGE	-
D	TOTAL FOR BILL NO 4 - POWER INSTALLATIONS BROUGHT FORWARD TO MAIN SUMMARY PAGE	-
E	TOTAL FOR BILL NO 5 - LIGHTNING PROTECTION SYSTEM INSTALLATIONS BROUGHTFORWARD TO MAIN SUMMARY PAGE	-
E	ALLOW A PROVISIONAL SUM OF KSHS. 50,000.00 AS A CONTINGENCY SUM TO BEEXPENDED AT THE DISCRETION OF THE ARCHITECT/CLIENT.	50,000.0 0
TOTAL CARRIED TO ELECTRICALS		

2-LEVEL DORMITORY SUMMARY PAGE

SUMMA RY		PG.NO.	UNIT	
1	Ground Floor		1	-
2	First Floor		1	-
3	Electrical Works		1	-
	Sub-Total			-
	Add; Contingencies (5%)			-
	Total Carried To Summary			-

**PC- SUMS & PRIVSIONAL
SUMS**

ELEMENT 01 PRIME COST SUMS

Item	Description	Units	Qty	Rate	Amount
PC SUMS & Provisional sums					
A	Allow a provisional sum of Ksh 200,000 for water harvesting and 2No storage tanks				200,000.00
B	Allow a provisional sum of ksh 1,000,000 for 2No sanitatin blockstone for girls and one for Boys				1,000,000.00
C	Allow a sum of ksh 50,000 for landscaping				50,000.00
D	Allow a sum of ksh 150,000 for provision of fence, gate and signage				150,000.00
E	Provide a sum of ksh 150,000 for external paving works				150,000.00
<i>Total for pc sums carried to collection</i>					1,550,000.00

MAIN SUMMARY

SUMMARY		PG.NO.	UNIT	
1	4-LEVEL TUITON BLOCK		1	
2	2-LEVEL DORMITORY		1	-
3	Pc sums and provisional sums			1,550,000. 00
	Sub total 1			
	5% CONTIGENCY SUM			-
	Totals Carried to Main Summary			-

**PROPOSED 3-LEVEL TUITON BLOCK AT KENYORO ELCK SECONDARY SCHOOL,
NYAMIRA COUNTY**

BILL OF QUANTITIES

SUB-STRUCTURE(All provisional)

Item	Description	Unit	Qty	Rate	Amount (KES)
	<u>Site Clearance and Mass excavations</u>				
A	Site clearance to remove shrubs, bushes and small trees including burning all arisings	m ²	390		-
B	Cut down trees girth 900-1200mm(measured 1m from the ground level) grab up roots and handover the arising to the client	NO	3		-
C	Excavate to remove top vegetable soil, 150mm thick(average) and wheel and deposit on site as directed	m ²	390		-
	<u>Excavations</u>				
D	Excavate to for strip footing starting from stripped level but not exceeding 1.5 meters deep	m ³	90		-
E	Ditto starting from 1.5 meters but not exceeding 3.0meters deep	m ³	90		-
F	Excavate to for pad footing starting from stripped level but not exceeding 1.5 meters deep	m ³	16		-
G	Ditto starting from 1.5 meters but not exceeding 3.0meters deep	m ³	16		-
H	Extra over for excavating in rock of any class	m ³	91		-
	<u>Backfilling</u>				
I	300mm thick approved Hardcore bed well compacted in layers of 150mm	m ²	346		-
J	Provide and compact 50mm thick imported marram including leveling, packing and blinding to receive polythene sheeting	m ²	346		-
K	Load and cart away approximately 20km away from the site to a place acceptable by the local authority	m ³	76		-
L	Return fill and ramp	m ³	227		-
	<u>Anti-Termite Treatment</u>				
M	Apply anti-termite treatment; "Termidor" or equal and approved in accordance with manufacturers' printed specifications and ten years guarantee	m ²	346		-

		<i>c/f</i>	-
--	--	------------	---

Item	Description	Unit	Qty	Rate	Amount (KES)
	<i>Brought forward</i>				-
	<u>Damp Proofing</u>				
A	Provide 500-gauge polythene sheet damp proof membrane (DPM) laid over blinding allow for overlap	m ²	346		-
	<u>Planking and strutting</u>				
B	Allow for planking and strutting to excavations and forkeeping bottoms free from fallen materials	Item	1		-
	<u>Disposal of water</u>				
C	Allow for keep excavations free of spring, underground or running water including any necessary pumping, bailing or other approved means	Item	1		-
	<u>Plain concrete class X(1:4:8) 38 aggregate</u>				
D	Strip footing	m ²	86		-
E	Pad footing	m ²	15		-
	<u>Vibrated reinforced concrete class 25/20 aggregate</u>				
F	Strip footing	m ³	26		-
G	Bases	m ³	6		-
H	Starter Columns	m ³	2.54		-
I	Base slab, 150 mm thick	m ²	346		-
	Reinforcements (All Provisional)				
	Supply, cut and fix High yield ribbed steel bar reinforcement to B.S. 4461, including tying wires				
J	Assorted Bars for strip footing and pad foundation	Kg	1118		-
K	Ditto, for starter columns	Kg	203		-
	Formwork				
L	Vertical sides of starter columns	m ²	32		-
M	Ditto but to circular column diameter 200mm	m ²	18		-

N	Edges of Slab girth 150-225mm	m	90		-
				<i>c/f</i>	-

Item	Description	Unit	Qty	Rate	Amount (KES)
	<i>Brought forward</i>				-
	Steel mesh fabric reinforcement to B.S. 4483				
A	Layer of mesh fabric reinforcement laid in slab or bed(measured nett - no allowances made for laps) Ref. A142 weighing 2.22 Kgs. per square metre	m ²	34 6		-
	Foundation Walling				
B	200mm thick natural chisel dressed stone walling bedded and jointed in cement sand mortar 1:4 reinforced with approved 25mm wide hoop iron every alternate course	m ²	41 5.9		-
	Plinth				
C	20mm thick cement sand 1:3 mortar to plinth finish	m ²	27		-
D	Prepare and apply 3 coats of bituminous paint to plinth finish	m ²	27		-
	<i>Total for Sub-Structure Carried to Summary</i>				-

SUPER-STRUCTURES (GROUND FLOOR)

ELEMENT 01: R.C SUPERSTRUCTURE

Item	Description	Unit	Qty	Rate	Amount (KES)
A	Vibrated reinforced concrete class 25/20 aggregate Columns	m ³	12.0		-
B	Ring Beam	m ³	8		-
C	Staircase (flight and landings)	m ³	2.0		-
	Reinforcements (All Provisional)				
	Supply, cut and fix High yield ribbed steel bar reinforcement to B.S. 4461, including tying wires				
D	Assorted Reinforcement bars	Kg	4,200		-
	Formwork				
E	Vertical sides of columns	m ²	30		-
F	Ditto but to circular column diameter 200mm	m ²	17		-
G	Sides and soffits of ring beams	m ²	85		-
H	Sloping soffits of staircase	m ²	8		-
I	Horizontal soffits of landing	m ²	3		-
J	Sides of the landing girth 75-150mm	m	1		-
K	Sides of the staircase waist girth 225-300mm	m	13		-
	Element 01 R.C. Superstructure				
	<i>Carried to Collection R.C Superstructure</i>				-

ELEMENT 02: WALLING					
Item	Description	Unit	Qty	Rate	Amount (KES)
	Backed bricks walling in cement mortar bedded and jointed in cement sand mortar 1:4: reinforced with 25mm wide hoop iron in alternate course				
A	External Walling, - 200 mm thick	m ²	226.00		-
B	Internal Walling - 200 mm thick	m ²	89.00		-
C	200mm wide 3 ply felt DPC to walls	m	33		-
	Element 02 Walling				
<i>Carried to Collection for walling</i>					-

ELEMENT 03: BALUSTRADING					
Item	Description	Unit	Qty	Rate	Amount (KES)
A	900mm high mild steel balustrade; comprising of 10x50mm baluster moulded to in each tread (M.S); and 50mm CHS handrail bolted to baluster; touched in gloss oil paint all to architects approval	m	45		-
	Element 03 Balustrading				
<i>Carried to Collection for balustrading</i>					-

ELEMENT 04: FINISHES					
Item	Description	Unit	Qty	Rate	Amount (KES)
	<u>FLOOR FINISHES</u>				
	Waterproof cement and sand (1:4) beds and backings				
A	15mm thick c/c to receive ceramic tiles	m ²	346		-
B	supply and fix 600x600 mm non slip ceramic floor tiles	m ²	360		-
				<i>c / f</i>	-

Item	Description	Unit	Qty	Rate	Amount (KES)
	<i>Brought forward</i>				-
	<u>INTERNAL WALL FINISHES</u>				
	<u>Plaster: 12 mm cement/lime putty/sand: steel trowelled: on masonry or concrete: to</u>				
A	Walls and concrete surfaces including the beams and columns	m ²	449		-
	<u>Prepare surfaces: apply three coats Crown Solo silk vinyl emulsion paint or other equal approved: on steel trowelled plaster: to</u>				
B	Walls and concrete surfaces internally	m ²	449		-
	<u>EXTERNAL WALL FINISHES</u>				
	<u>12mm thick external lime/cement/sand render: steel trowelled: on masonry or concrete: to</u>				
C	Walls and concrete surfaces	m ²	251		-
	<u>Prepare surfaces: apply three coats of Crown Permacote Ultraguard Rain-Proof Silicone Paint or other equal approved: on steel trowelled plaster: to</u>				
D	Walls and concrete surfaces externally	m ²	251		-
E	Concrete Vent blocks to louvers: 300x200x20mm thick	NO	18		-
				<i>c / f</i>	-

Item	Description	Unit	Qty	Rate	Amount (KES)
	<i>Brought forward</i>				-
	<u>CEILING FINISHES</u>				
	<u>Plaster: 12 mm cement/lime putty/sand: steel trowelled: on masonry or concrete: to</u>				
A	Floor ceiling	m ²	334	-	-
	<u>Prepare surfaces: apply three coats Crown Solo silkvinyl emulsion paint or other equal approved: on steel trowelled plaster: to</u>				
B	Floor ceiling	m ²	334	-	-
	Element 04 Finishes				
	<i>Carried to Collection for finishes</i>				-

ELEMENT 05: DOORS					
Item	Description	Unit	Qty	Rate	Amount (KES)
<u>STEEL CASEMENT DOORS</u>					
A	Supply and fix 900x2400mm standard mild steel casement door door cto masonry jambs and concretehead, complete with 3 lever door lock and all lock system all to Architect's details to:one coat pre- fabrication and anti-rust primer	No	2		-
B	Ditto size 1200x2400mm	No	1		-
<u>Painting and Decoration</u>					
<u>Prepare surfaces: apply three gloss or other equal approved paint:</u>					
C	General surfaces: doors internally	m ²	7		-
D	Ditto externally	m ²	7		-
<u>TIMBER DOORS</u>					
E	Single leaf single swing overall size 900 x 2400mm highSemi-solid core flush door;	No	2		-
Ironmongery					
<u>Supply and fix approved ironmongery: matching screws: locks to include a set of 3 keys; brass finish to architects approval</u>					
F	3 lever mortice locks with furniture- UNION Cat. No.2277 or equal and approved	No	2		-
G	- Floor mounted door stop as UNION CAT. No.UBR245FS	No	2		-
H	- Butt hinges; brass screws- UNION CAT NO. U508/4	Pr s	2		-
I	100mm high brass tower bolts	No	2		-
J	Brass door handles as UNION CAT. No. UBR206LAor similarly approved	No	2		-
<u>HARDWOOD FRAMES</u>					
K	50 x 200mm rebated Frame with two labours plugged	m	12		-
L	50 x 25mm Moulded architrave with one labour	m	12		-
				c /f	-

Item	Description	Unit	Qty	Rate	Amount (KES)
	<i>Brought forward</i>				-
	<u><i>Iron mongery Cont'd</i></u>				
A	Prepare and apply one coat "Crown" or equal and approved aluminium wood primer before fixing onbacks of wood surfaces in contact with masonry, concrete or plaster girth exceeding 200 but not exceeding 300mm	m	12		-
	<u>Prepare stain to approval with timber guard and apply three coats matt "Crown Tuffseal" or other equal and approved polyurethane varnish to woodwork to be executed by an approved subcontractor</u>				
B	General surfaces of woodwork	m ²	9		-
C	Surfaces girth exceeding 200mm but not exceeding 300m	m	12		-
	Element 05 Doors				
	<i>Carried to Collection</i>				-

ELEMENT 06: WINDOWS					
Item	Description	Unit	Qty	Rate	Amount (KES)
	<p>Mild steel Casement windows</p> <p><u>Mild steel medium duty casement windows: custom made in 250 x 300 mm panels or equal approved: including 5 x 20 mm mild steel flat burglar proofing bar to match casement panels; sections patterns to architects detail and approval: approved ironmongery: (glass m.s); one coat pre- fabrication and anti-rust primer</u></p>				
A	Window size 1500 x 1800 mm high	No.	8		-
B	<p>Ditto size 2000x1800mm high</p> <p><u>5mm thick clear glass and glazing to metal with and including approved putty glazing compound.</u></p>	No.	9		-
C	<p>In panes of over 0.10m² but not exceeding 0.5m² in bronze film glass</p> <p><u>Prepare surfaces, apply undercoat and three finishing coats gloss oil paint to metal surfaces measured over the glazing</u></p>	m ²	54		-
D	<p>Windows: both sides measured</p> <p><u>Approved pre-cast concrete cill: bedded and jointed in cement (sand (1:3) mortar: pointed in matching coloured cement</u></p>	m ²	108		-
E	250 x 50mm Thick cill; once weathered and throated	m	32		-
	Element 06 Windows				
<i>Carried to Collection</i>					-

SECTION 02 GROUND FLOOR COLLECTIO N			
	Element	Page	Kshs.
01	R.C. Superstructure		-
02	Walling		-
03	Balustrading		-
04	Finishes		-
05	Doors		-
06	Windows		-
<i>Total for Super-Structures Carried to Summary</i>			-

SECTION 03: SUPER-STRUCTURES (FIRST FLOOR)

ELEMENT 01: R.C SUPERSTRUCTURE

Item	Description	Unit	Qty	Rate	Amount (KES)
	Vibrated reinforced concrete class 25/20 aggregate				
A	Columns	m ³	12.0		-
B	Ring Beam	m ³	8		-
C	150mm thick slab	m ²	334		-
D	Staircase (flight and landings)	m ³	1.7		-
	Reinforcements (All Provisional)				
	Supply, cut and fix High yield ribbed steel bar reinforcement to B.S. 4461, including tying wires				
E	Assorted Reinforcement bars	Kg	5,077		-
	Formwork				
E	Vertical sides of columns	m ²	30		-
F	Ditto but to circular column diameter 200mm	m ²	17		-
G	Sides and soffits of ring beams	m ²	85		-
H	Sloping soffits of staircase	m ²	8		-
I	Horizontal soffits of landing	m ²	3		-
J	Sides of the landing girth 75-150mm	m	1		-
K	Sides of the staircase waist girth 225-300mm	m	13		-
L	Horizontal soffits of suspended slab	m ²	334		-
M	Edges of slab girth 75-150mm	m	90		-
	Element 01				
	R.C. Superstructure				
	<i>Carried to Collection R.C Superstructure</i>				-

ELEMENT 02: WALLING					
Item	Description	Unit	Qty	Rate	Amount (KES)
	Backed bricks walling in cement mortar bedded and jointed in cement sand mortar 1:4: reinforced with 25mm wide hoop iron in alternate course				
A	External Walling, - 200 mm thick	m ²	166.00		-
B	Internal Walling - 200 mm thick	m ²	46.00		-
	Element 02 Walling				
<i>Carried to Collection for walling</i>					-

ELEMENT 03: BALUSTRADING					
Item	Description	Unit	Qty	Rate	Amount (KES)
A	900mm high mild steel balustrade; comprising of 10x50mm baluster moulded to in each tread (M.S); and 50mm CHS handrail bolted to baluster; touched in gloss oil paint all to architects approval	m	48		-
	Element 03 Balustrading				
<i>Carried to Collection for balustrading</i>					-

ELEMENT 04: FINISHES					
Item	Description	Unit	Qty	Rate	Amount (KES)
	<u>FLOOR FINISHES</u>				
	Waterproof cement and sand (1:4) beds and backings				
A	15mm thick c/s to receive tiles	m ²	334		-
B	600x600 mm non slip ceramic floor tiles	m ²	360		-
				<i>c</i> <i>/</i> <i>f</i>	-

Item	Description	Unit	Qty	Rate	Amount (KES)
	<i>Brought forward</i>				-
	<u>INTERNAL WALL FINISHES</u>				
	<u>Plaster: 12 mm cement/lime putty/sand: steel trowelled: on masonry or concrete: to</u>				
A	Walls and concrete surfaces including the beams and columns	m ²	287		-
	<u>Prepare surfaces: apply three coats Crown Solo silk vinyl emulsion paint or other equal approved: on steel trowelled plaster: to</u>				
B	Walls and concrete surfaces internally	m ²	287		-
	<u>EXTERNAL WALL FINISHES</u>				
	<u>12mm thick external lime/cement/sand render: steel trowelled: on masonry or concrete: to</u>				
C	Walls and concrete surfaces	m ²	184		-
	<u>Prepare surfaces: apply three coats of Crown Permacote Ultraguard Rain-Proof Silicone Paint or other equal approved: on steel trowelled plaster: to</u>				
D	Walls and concrete surfaces externally	m ²	184		-
E	Concrete Vent blocks to louvers: 300x200x20mm thick	NO	18		-
				<i>c / f</i>	-

Item	Description	Unit	Qty	Rate	Amount (KES)
	<i>Brought forward</i>				-
	<u>CEILING FINISHES</u>				
	<u>Plaster: 12 mm cement/lime putty/sand: steel trowelled: on masonry or concrete: to</u>				
A	Floor ceiling	m ²	334	-	-
	<u>Prepare surfaces: apply three coats Crown Solo silkvinyl emulsion paint or other equal approved: on steel trowelled plaster: to</u>				
B	Floor ceiling	m ²	334	-	-
	Element 04 Finishes				
	<i>Carried to Collection for finishes</i>				-

ELEMENT 05: DOORS					
Item	Description	Unit	Qty	Rate	Amount (KES)
	<u>STEEL CASEMENT DOORS</u>				
A	Supply and fix 900x2400mm standard mild steel casement door door cto masonry jambs and concretehead, complete with 3 lever door lock and all lock system all to Architect's details to:one coat pre- fabrication and anti-rust primer	NO	3		-
	<u>Painting and Decoration</u>				
	<u>Prepare surfaces: apply three gloss or other equal approved paint:</u>				
B	General surfaces: doors internally	m ²	6		-
C	Ditto externally	m ²	6		-
	Element 05 Doors				
<i>Carried to Collection</i>					-

ELEMENT 06: WINDOWS					
Item	Description	Unit	Qty	Rate	Amount (KES)
	<p>Mild steel Casement windows</p> <p><u>Mild steel medium duty casement windows: custom made in 250 x 300 mm panels or equal approved: including 5 x 20 mm mild steel flat burglar proofing bar to match casement panels; sections patterns to architects detail and approval: approved ironmongery: (glass m.s); one coat pre- fabrication and anti-rust primer</u></p>				
A	Window size 1500 x 1800 mm high	No.	8		-
B	Ditto size 2000x1800mm high	No.	9		-
	<p><u>5mm thick clear glass and glazing to metal with and including approved putty glazing compound.</u></p>				
B	In panes of over 0.10m ² but not exceeding 0.5m ² in bronze film glass	m ²	54		-
	<p><u>Prepare surfaces, apply undercoat and three finishing coats gloss oil paint to metal surfaces measured over the glazing</u></p>				
C	Windows: both sides measured	m ²	108		-
	<p><u>Approved pre-cast concrete cill: bedded and jointed in cement (sand (1:3) mortar: pointed in matching coloured cement</u></p>				
D	250 x 50mm Thick cill; once weathered and throated	m	32		-
	<p>Element 06 Windows</p>				
<i>Carried to Collection</i>					-

SECTION 02 FIRST FLOOR COLLECTIO N			
	Element	Page	Kshs.
01	R.C. Superstructure		-
02	Walling		-
03	Balustrading		-
04	Finishes		-
05	Doors		-
06	Windows		-
<i>Total for Super-Structures Carried to Summary</i>			-

SECTION 03: SUPER-STRUCTURES (SECOND FLOOR)**ELEMENT 01: R.C SUPERSTRUCTURE**

Item	Description	Unit	Qty	Rate	Amount (KES)
A	Vibrated reinforced concrete class 25/20 aggregate Columns	m ³	12.0		-
B	Ring Beam	m ³	10		-
C	150mm thick Slab	m ²	334		-
	Reinforcements (All Provisional)				
	Supply, cut and fix High yield ribbed steel bar reinforcement to B.S. 4461, including tying wires				
D	Assorted Reinforcement bars	Kg	5,100		-
	Formwork				
E	Vertical sides of columns	m ²	30		-
F	Ditto but to circular column diameter 200mm	m ²	17		-
G	Sides and soffits of ring beams	m ²	136		-
H	Horizontal soffits of the suspended slab	m ²	334		-
I	Edges of the suspended slab girth 75-150mm	m	90		-
	Element 01 R.C. Superstructure				
	<i>Carried to collection R.C Superstructure</i>				-

ELEMENT 02: WALLING					
Item	Description	Unit	Qty	Rate	Amount (KES)
	Backed bricks walling in cement mortar bedded and jointed in cement sand mortar 1:4: reinforced with 25mm wide hoop iron in alternate course				
A	External Walling, - 200 mm thick	m ²	230		-
B	Internal Walling - 200 mm thick	m ²	67		-
	Element 02 Walling				
<i>Carried to collection for walling</i>					-

ELEMENT 03: ROOF STRUCTURE AND COVERING					
Item	Description	Unit	Qty	Rate	Amount (KES)
	Sawn secured cypress pressure impregnated: primed before fixing: in 27No. Truss T1 spanning 10400mm x 2154mm hoisted 9000mm above the ground level prefabricated from timber of GS seasoned to equilibrium moisture content of 10- 15% to the following members				
A	150x50mm kingpost	m	58		-
B	150x50mm tie beam	m	280		-
C	100x50mm struts and ties	m	413		-
D	150x50mm rafter ties	m	341		-
E	75x50mm purlins	m	715		-
F	200x25mm berge board	m	25		-
G	200x25mm fascia board	m	65		-
H	100x50mm wall plate	m	74.5		-
	Sawn secured cypress pressure impregnated: primed before fixing: in 2No. Truss T2 spanning 5900mm x 1645mm hoisted 9000mm above the ground level prefabricated from timber of GS seasoned to equilibrium moisture content of 10- 15% to the following members				
I	150x50mm kingpost	m	3		-
J	150x50mm tie beam	m	12		-
K	100x50mm struts and ties	m	5		-
L	150x50mm rafter ties	m	16		-
M	75x50mm purlins	m	88		-
N	200x25mm berge board	m	8		-
O	200x25mm fascia board	m	7		-
				c / f	-

Item	Description	Unit	Qty	Rate	Amount (KES)
	<i>Brought forward</i>				-
A	Prepainted boxed GI sheet gauge 28 sheets nailed to the timber purlins with rubber gasket on 500G polythene sheeting	m ²	456		-
B	G28, Prepainted ridge cap	m	39		-
C	Ditto to valley ridge	m	10		-
	Element 03 Roof Structure and Covering				
	<i>Carried to collection for roof structure and covering</i>				-

ELEMENT 04: RAIN WATER GOODS					
Item	Description	Unit	Qty	Rate	Amount (KES)
	<u>Guttering</u>				
A	22G x 150x125mm prepainted GI box gutter fixed to fascia complete with gutter brackets at 1000mm centre to centre	m	64		-
B	Extra over gutter for stopped ends piece	NO	4		-
	Down pipes				
C	110mm PVC diameter downpipes	m	54		-
D	Extra over for 110mm diameter PVC swan neck wall off	NO	6		-
E	Extra over downpipe for 110mm diameter PVC shoe	NO	6		-
	Painting				
	Prime only back of the wood before fixing				
F	Surface girth 100-200mm girth to fascia and berge	m	15		-
	Knot prime and stop and prepare and apply one undercoat and two finishing coats of gloss oil paint to:				
G	General wood surfaces girth 200-300mm	m	15		-
	Element 04 Rain Water Goods				
<i>Carried to collection for rain water goods</i>					-

ELEMENT 05: BALUSTRADING					
Item	Description	Unit	Qty	Rate	Amount (KES)
A	<p><u>Balcony rails</u></p> <p>900mm high mild steel balustrade; comprising of 10x50mm baluster moulded on the concrete; 50mmCHS handrail bolted to baluster; touched in gloss oilpaint all to architects approval</p>	m	43		-
	<p>Element 05 Balustrading</p>				
<i>Carried to collection for balustrade</i>					-

ELEMENT 06: FINISHES					
Item	Description	Unit	Qty	Rate	Amount (KES)
	<u>FLOOR FINISHES</u>				
	Waterproof cement and sand (1:4) beds and backings				
A	15mm thick c/s to receive floor tiles	m ²	334		-
B	600x600 mm non slip ceramic floor tiles	m ²	360		-
				<i>c / f</i>	-

Item	Description	Unit	Qty	Rate	Amount (KES)
	<i>Brought forward</i>				-
	<u>INTERNAL WALL FINISHES</u>				
	<u>Plaster: 12 mm cement/lime putty/sand: steel trowelled: on masonry or concrete: to</u>				
A	Walls and concrete surfaces including the beams and columns	m ²	404		-
	<u>Prepare surfaces: apply three coats Crown Solo silk vinyl emulsion paint or other equal approved: on steel trowelled plaster: to</u>				
B	Walls and concrete surfaces internally	m ²	404		-
	<u>EXTERNAL WALL FINISHES</u>				
	<u>12mm thick external lime/cement/sand render: steel trowelled: on masonry or concrete: to</u>				
C	Walls and concrete surfaces	m ²	256		-
	<u>Prepare surfaces: apply three coats of Crown Permacote Ultraguard Rain-Proof Silicone Paint or other equal approved: on steel trowelled plaster: to</u>				
D	Walls and concrete surfaces externally	m ²	256		-
				<i>c / f</i>	-

Item	Description	Unit	Qty	Rate	Amount (KES)
	<i>Brought forward</i>				-
	<u>CEILING FINISHES</u>				
	<u>Cellular treated well seasoned 50x50mm cypress timber to ceiling brandering 600mm centres both ways</u>				
A	Brandering to First floor	m ²	334		-
B	Provide washable PVC ceiling nailed to the brandering	m ²	334		-
C	25x100mm PVC moulded cornice	m	146		-
	Element 06 Finishes				
	<i>Carried to collection for finishes</i>				-

ELEMENT 07: DOORS					
Item	Description	Unit	Qty	Rate	Amount (KES)
	<u>STEEL CASEMENT DOORS</u>				
A	Supply and fix 900x2400mm standard mild steel casement door door cto masonry jambs and concretehead, complete with 3 lever door lock and all lock system all to Architect's details to:one coat pre- fabrication and anti-rust primer	NO	3		-
	<u>Painting and Decoration</u>				
	<u>Prepare surfaces: apply three gloss or other equal approved paint:</u>				
B	General surfaces: doors internally	m ²	6		-
C	Ditto externally	m ²	6		-
	Element 07 Doors				
<i>Carried to collection for doors</i>					-

ELEMENT 08: WINDOWS					
Item	Description	Unit	Qty	Rate	Amount (KES)
	<p>Mild steel Casement windows</p> <p><u>Mild steel medium duty casement windows: custom made in 250 x 300 mm panels or equal approved: including 5 x 20 mm mild steel flat burglar proofing bar to match casement panels; sections patterns to architects detail and approval: approved ironmongery: (glass m.s); one coat pre- fabrication and anti-rust primer</u></p>				
A	Window size 1500 x 1800 mm high	No.	8		-
B	Ditto size 2000x1800mm high	No.	9		-
	<u>5mm thick clear glass and glazing to metal with and including approved putty glazing compound.</u>				
C	In panes of over 0.10m ² but not exceeding 0.5m ² in bronze film glass	m ²	54		-
	<u>Prepare surfaces, apply undercoat and three finishing coats gloss oil paint to metal surfaces measured over the glazing</u>				
D	Windows: both sides measured	m ²	108		-
	<u>Approved pre-cast concrete cill: bedded and jointed in cement (sand (1:3) mortar: pointed in matching coloured cement</u>				
E	250 x 50mm Thick cill; once weathered and throated	m	32		-
	Element 08 Windows				

Carried to collection for windows

-

**SECTION 02 SUPER-STRUCTURES
SUMMAR
Y**

	Element	Page	Kshs.
01	R.C. Superstructure		-
02	Walling		-
03	Roof Structure and covering		-
04	Rain water goods		-
05	Balustrading		-
06	Finishes		-
07	Doors		-
08	Windows		-
<i>Total for Super-Structures Carried to Summary</i>			-

INSTALLATIONSGROUND
FLOOR

BILL NO 1 - PRELIMINARIES AND GENERAL CONDITIONS OF SUB-CONTRACT

ITEM NO	DESCRIPTION	QTY	UNIT	RATE	AMOUNT
				KS hs	KS hs
	<p><u>Indicated Product Brands are only a guide to the quality required</u></p>				
A	Total of Preliminaries and Conditions of Sub-Contract covering Mobilisation to Site, Sub-Contract Signing, Insurances and Performance Bond as Brought Forward from Page B/17	1	Sum	-	-
B	Any other ITEM not included under the PRELIMINARIES AND GENERAL CONDITIONS OF SUB-CONTRACT that is necessary to complete this Electrical Installations as specified. (Provide Details Below)		Item		
TOTAL FOR BILL No 1 - PRELIMINARIES AND CONDITIONS OF SUB-CONTRACT CARRIED FORWARD TO MAIN SUMMARY PAGE					-

BILL NO 2 - ELECTRICAL POWER DISTRIBUTION

ITEM NO	DESCRIPTION	QTY	UNIT	RATE	AMOUNT
				KS hs	KS hs
	<p><u>Indicated Product Brands are only a guide to the quality required</u></p> <p>Supply, install, test, commission and hand over in proper working condition the following.</p>				
A	4-way recessed, TPN MCB Distribution Board incorporating 100 Amps TPN integral isolator, lockable front door, labelling front cover and spare way blanking plates. As HAGER , MERLIN GERIN or equal and approved. Type CU FP	1	No		-
B	10 Amps SP Miniature Circuit Breaker for incorporation in above Distribution Board. As SCHNEIDER or equal and approved.	4	No		-
C	32 Amps SP Miniature Circuit Breaker for incorporation in above Distribution Board. As SCHNEIDER or equal and approved.	2	No		-
D	100 Amps 4P Miniature Circuit Breaker for incorporation in the Source Distribution Panel. As SCHNEIDER EASY 9 B CURVE CAT NO EZ9S16491 or equal and approved.	1	No		-
E	32 mm diameter Sub-mains Heavy Duty PVC Conduits concealed in the Building Fabric complete with bends, couplers and all other necessary accessories for Mains power link to the cu	30	LM		-
F	25 mm diameter Heavy Duty PVC Conduits concealed in the Building Fabric complete with bends, couplers and all other necessary accessories for Lighting voice, data, security and fire Alarms links.	30	LM		-
G	4 x 10 sq. mm XLPE/SWA/PVC+1c 6sq.mm SC as ECC copper cables, drawn in 50 mm diameter Heavy Duty PVC Ducts buried in electrical trenches or clipped on cable tray from the closest sub-distribution panel to the DB at the new classrooms (NB. The length provided here is provisional, re-measurements on site shall be conducted to establish actual length)	L M	40		-
H	Any other ITEM not included under the ELECTRICAL POWER DISTRIBUTION - that is necessary to complete this Electrical Installations as specified. (Provide Details Below)		Item		

BILL NO 3 - LIGHTING INSTALLATIONS

ITEM NO	DESCRIPTION	QTY	UNIT	RATE	AMOUNT
				KS hs	KS hs
	<p><u>Indicated Product Brands are only a guide to the quality required</u></p> <p>Supply, install, test, commission and hand over in proper working condition the following.</p>				
A	Lighting point, wired using 3 x 1.5 sq. mm single core PVC insulated copper cables, drawn in 20 mm diameter Heavy Duty PVC Conduits concealed in the Building Fabric and complete with bends, couplers and all other necessary accessories but excluding the	26	No		-
B	10 Amps 2 gang two-way single pole moulded plateswitch for flush mounting. As Crabtree or equal and approved.	5	No		-
C	10 Amps 1 gang two-way single pole moulded plate switch for flush mounting. As Crabtree Catalogue No4070 or equal and approved.	4	No		-
D	1200mm, 1x24W LED Fitting, Surface Mounted IP65, 5000k cool white, Dust & Moisture Resistant. As ROBUSVULCAN LED CORROSION PROOF CAT. NO. R124LEDCEP-01 or equal and approved. Type T1	No	26		-
E	10 Amps 3 gang two-way single pole moulded plateswitch for flush mounting. As Crabtree or equal and approved.	0	No		-

SUB-TOTAL FOR BILL No 3.1 - LIGHTING INSTALLATIONS CARRIED FORWARD TO THE SUMMARY PAGE

-

BILL NO 4 - POWER INSTALLATIONS

ITEM NO	DESCRIPTION	QTY	UNIT	RATE	AMOUNT
				KS hs	KS hs
	<p><u>Indicated Product Brands are only a guide to the quality required</u></p> <p>Supply, install, test, commission and hand over in proper working condition the following.</p>				
4.11	RAW POWER POINTS				
A	13 Amps Twin Switched Socket Outlet Point, recessed in the wall wired using 3 x 2.5 sq. mm single core PVC insulated copper cables in ring circuit drawn in 25 mm diameter Heavy Duty PVC Conduits concealed in the Building Fabric, from the Raw Power Distribution Board but without the outlet plate.	12	No		-
B	13 Amps Twin Switched STANDARD single-pole socket outlet plate for flush mounting and connection to Raw Power Supply. As CRABTREE Catalogue No 4306 or equal and approved.	12	No		-
C	Data/Telephone outlet point, recessed in the wall, with a draw wire left inside a 25mm diameter Heavy Duty PVC Conduits concealed in the walls and floor but without the outlet plate.	No	10		-
D	One gang 86mm x 86mm moulded blanking plate switch for flush mounting. As CRABTREE Catalogue No 4001 or equal and approved.	No	10		-

SUB-TOTAL FOR BILL No 4.11 - RAW POWER POINTS CARRIED FORWARD TO THE SUMMARY PAGE

-

BILL NO 6 - LIGHTNING PROTECTION INSTALLATIONS

ITEM NO	DESCRIPTION	UNIT	QTY	RATE	AMOUNT
				KShs	KShs
	<p><u>Indicated Product Brands are only a guide to the quality required</u></p> <p>Supply, install, test, commission and hand over the following in proper working condition the following;</p>				
A	25mm x 3mm Copper Tape Conductor complete with conductor jointing clamps and furse fixing saddles for masonry construction. As FURSE or equal and approved	LM	10		-
B	200mm Rod length by 15mm diameter copper air Terminal complete with multiple point and Air rod base. As Furse Catalogue No RA240, RA600 & SD105 or equal and approved.	No	1		-
C	25sq.mm PVC single Core Copper cable as down conductor	LM	10		-
D	38mm Dia. Heavy Duty PVC conduits concealed in the building fabric complete with bends, couplers and all other necessary accessories	LM	10		-
E	Test Clamp. As FURSE Catalogue No CN105 or equal and approved.	No	1		-
F	Earthing comprising of Copper Earth Electrode, of size 3000mm long x 15mm diameter with clamp and nuts enclosed in a concrete manhole of size 300mm x 300mm x 300mm with removable concrete cover inscribed EARTH PIT and a 38 mm diameter PVC heavy gauge conduit lead in duct for copper tape conductor.	No	1		-
G	Allow for Testing of resistivity of the soil.	Item	1		-
H	Any other item not included under the LIGHTNING PROTECTION - that is necessary to complete this electrical installations as specified (provide details	Item			

SUB-TOTAL FOR BILL No 6 - LIGHTNING PROTECTION INSTALLATIONS CARRIED FORWARD TO THE MAIN SUMMARY PAGE	-
--	---

**MAIN SUMMARY
PAGE**

ITEM NO	DESCRIPTION	AMOUNT
		KShs
A	TOTAL FOR BILL NO 1 PRELIMINARIES AND GENERAL CONDITIONS OF SUB-CONTRACT BROUGHT FORWARD TO MAIN SUMMARY PAGE	-
B	TOTAL FOR BILL NO 2 - ELECTRICAL POWER DISTRIBUTION BROUGHT FORWARD TO MAIN SUMMARY PAGE	-
C	TOTAL FOR BILL NO 3 - LIGHTING INSTALLATIONS BROUGHT FORWARD TO MAIN SUMMARY PAGE	-
D	TOTAL FOR BILL NO 4 - POWER INSTALLATIONS BROUGHT FORWARD TO MAIN SUMMARY PAGE	-
E	TOTAL FOR BILL NO 5 - LIGHTNING PROTECTION SYSTEM INSTALLATIONS BROUGHT FORWARD TO MAIN SUMMARY PAGE	-
E	ALLOW A PROVISIONAL SUM OF KSHS. 0 AS A CONTINGENCY SUM TO BE EXPENDED AT THE DISCRETION OF THE ARCHITECT/CLIENT.	-
TOTAL CARRIED TO GROUND FLOOR ELECTRICALS		-

FIRST FLOOR

BILL NO 1 - PRELIMINARIES AND GENERAL CONDITIONS OF SUB-CONTRACT

ITEM NO	DESCRIPTION	QTY	UNIT	RATE	AMOUNT
				KShs	KShs
	<p><u>Indicated Product Brands are only a guide to the quality required</u></p>				
A	Total of Preliminaries and Conditions of Sub-Contract covering Mobilisation to Site, Sub-Contract Signing, Insurances and Performance Bond as Brought Forward from Page B/17	1	Sum		-
B	Any other ITEM not included under the PRELIMINARIES AND GENERAL CONDITIONS OF SUB-CONTRACT that is necessary to complete this Electrical Installations as specified. (Provide Details Below)		Item		
TOTAL FOR BILL No 1 - PRELIMINARIES AND CONDITIONS OF SUB-CONTRACT CARRIED FORWARD TO MAIN SUMMARY PAGE					-

BILL NO 2 - ELECTRICAL POWER

ITEM NO	DESCRIPTION	QTY	UNIT	RATE	AMOUNT
				KShs	KShs
	<u>Indicated Product Brands are only a guide to the quality required</u>				
A	Supply, install, test, commission and hand over in proper working condition the following. 4-way recessed, TPN MCB Distribution Board incorporating 100 Amps TPN integral isolator, lockable front door, labelling front cover and spare way blanking plates. As HAGER , MERLIN GERIN or equal and approved. Type CU FP	1	No		-
B	10 Amps SP Miniature Circuit Breaker for incorporation in above Distribution Board. As SCHNEIDER or equal and approved.	4	No		-
C	32 Amps SP Miniature Circuit Breaker for incorporation in above Distribution Board. As SCHNEIDER or equal and approved.	2	No		-
D	100 Amps 4P Miniature Circuit Breaker for incorporation in the Source Distribution Panel. As SCHNEIDER EASY 9 B CURVE CAT NO EZ9S16491 or equal and approved.	1	No		-
E	32 mm diameter Sub-mains Heavy Duty PVC Conduits concealed in the Building Fabric complete with bends, couplers and all other necessary accessories for Mains power link to the cu	30	LM		-
F	25 mm diameter Heavy Duty PVC Conduits concealed in the Building Fabric complete with bends, couplers and all other necessary accessories for Lighting voice, data, security and fire Alarms links.	30	LM		-
G	4 x 10 sq. mm XLPE/SWA/PVC+1c 6sq.mm SC as ECC copper cables, drawn in 50 mm diameter Heavy Duty PVC Ducts buried in electrical trenches or clipped on cable tray from the closest sub-distribution panel to the DB at the new classrooms (NB. The length provided here is provisional, re-measurements on site shall be conducted to establish actual length)	LM	40		-
H	Any other ITEM not included under the ELECTRICAL POWER DISTRIBUTION - that is necessary to complete this Electrical Installations as specified. (Provide Details Below)		Item		
SUB-TOTAL FOR BILL No 2 - ELECTRICAL POWER DISTRIBUTION CARRIED FORWARD TO THE SUMMARY PAGE					-

ITEM NO	DESCRIPTION	QTY	UNIT	RATE	AMOUNT
				KS hs	KS hs
	<p><u>Indicated Product Brands are only a guide to the quality required</u></p> <p>Supply, install, test, commission and hand over in proper working condition the following.</p>				
A	Lighting point, wired using 3 x 1.5 sq. mm single core PVC insulated copper cables, drawn in 20 mm diameter Heavy Duty PVC Conduits concealed in the Building Fabric and complete with bends, couplers and all other necessary accessories but excluding the	26	No		-
B	10 Amps 2 gang two-way single pole moulded plateswitch for flush mounting. As Crabtree or equal and approved.	5	No		-
C	10 Amps 1 gang two-way single pole moulded plate switch for flush mounting. As Crabtree Catalogue No4070 or equal and approved.	4	No		-
D	1200mm, 1x24W LED Fitting, Surface Mounted IP65, 5000k cool white, Dust & Moisture Resistant. As ROBUSHVULCAN LED CORROSION PROOF CAT. NO. R124LEDPC-01 or equal and approved. Type T1	No	26		-
E	10 Amps 3 gang two-way single pole moulded plateswitch for flush mounting. As Crabtree or equal and approved.	0	No		-

SUB-TOTAL FOR BILL No 3.1 - LIGHTING INSTALLATIONS CARRIED FORWARD TO THE SUMMARY PAGE

-

ITEM NO	DESCRIPTION	QTY	UNIT	RATE	AMOUNT
				KS hs	KS hs
	<p><u>Indicated Product Brands are only a guide to the quality required</u></p> <p>Supply, install, test, commission and hand over in proper working condition the following.</p> <p>4. RAW POWER POINTS</p>				
A	13 Amps Twin Switched Socket Outlet Point, recessed in the wall wired using 3 x 2.5 sq. mm single core PVC insulated copper cables in ring circuit drawn in 25 mm diameter Heavy Duty PVC Conduits concealed in the Building Fabric, from the Raw Power Distribution Board but without the outlet plate.	10	No		-
B	13 Amps Twin Switched STANDARD single-pole socket outlet plate for flush mounting and connection to Raw Power Supply. As CRABTREE Catalogue No 4306 or equal and approved.	10	No		-
C	Data/Telephone outlet point, recessed in the wall, with a draw wire left inside a 25mm diameter Heavy Duty PVC Conduits concealed in the walls and floor but without the outlet plate.	No	8		-
D	One gang 86mm x 86mm moulded blanking plate switch for flush mounting. As CRABTREE Catalogue No 4001 or equal and approved.	No	8		-
SUB-TOTAL FOR BILL No 4.11 - RAW POWER POINTS CARRIED FORWARD TO THE SUMMARY PAGE					-

ITEM NO	DESCRIPTION	UNIT	QTY	RATE	AMOUNT
				KS hs	KS hs
	<p><u>Indicated Product Brands are only a guide to the quality required</u></p> <p>Supply, install, test, commission and hand over the following in proper working condition the following;</p>				
A	25mm x 3mm Copper Tape Conductor complete with conductor jointing clamps and furse fixing saddles for masonry construction. As FURSE or equaland approved	L M	10		-
B	200mm Rod length by 15mm diameter copper air Terminal complete with multiple point and Air rod base. As Furse Catalogue No RA240, RA600 & SD105or equal and approved.	N O	1		-
C	25sq.mm PVC single Core Copper cable as down conductor	L M	10		-
D	38mm Dia. Heavy Duty PVC conduits concealed inthe building fabric complete with bends, couplers and all other necessary acessories	L M	10		-
E	Test Clamp. As FURSE Catalogue No CN105 or equaland approved.	N O	1		-
F	Earthing comprising of Copper Earth Electrode, of size3000mm long x 15mm diameter with clamp and nuts enclosed in a concrete manhole of size 300mm x 300mm x 300mm with removable concrete cover inscribed EARTH PIT and a 38 mm diameter PVC heavy gauge conduit lead in duct for copper table conductor.	N O	1		-
G	Allow for Testing of resistivity of the soil.	lfe m	1		-
H	Any other item not included under the LIGHTNING PROTECTION - that is necessary to complete this electrical installations as specified(provide details	lfe m			
SUB-TOTAL FOR BILL No 6 - LIGHTNING PROTECTION INSTALLATIONS CARRIED FORWARD TO THE MAIN SUMMARY PAGE					-

ITEM NO	DESCRIPTION	AMOUNT
		KShs
A	TOTAL FOR BILL NO 1 PRELIMINARIES AND GENERAL CONDITIONS OF SUB-CONTRACT BROUGHT FORWARD TO MAIN SUMMARY PAGE	-
B	TOTAL FOR BILL NO 2 - ELECTRICAL POWER DISTRIBUTION BROUGHT FORWARD TO MAIN SUMMARY PAGE	-
C	TOTAL FOR BILL NO 3 - LIGHTING INSTALLATIONS BROUGHT FORWARD TO MAIN SUMMARY PAGE	-
D	TOTAL FOR BILL NO 4 - POWER INSTALLATIONS BROUGHT FORWARD TO MAIN SUMMARY PAGE	-
E	TOTAL FOR BILL NO 5 - LIGHTNING PROTECTION SYSTEM INSTALLATIONS BROUGHT FORWARD TO MAIN SUMMARY PAGE	-
E	ALLOW A PROVISIONAL SUM OF KSHS. 0 AS A CONTINGENCY SUM TO BE EXPENDED AT THE DISCRETION OF THE ARCHITECT/CLIENT.	-
TOTAL CARRIED TO FIRST FLOOR ELECTRICALS		-

BILL NO 1 - PRELIMINARIES AND GENERAL CONDITIONS OF SUB-CONTRACT

ITEM NO	DESCRIPTION	QTY	UNIT	RATE	AMOUNT
				KS hs	KS hs
	<p><u>Indicated Product Brands are only a guide to the quality required</u></p>				
A	Total of Preliminaries and Conditions of Sub-Contract covering Mobilisation to Site, Sub-Contract Signing, Insurances and Performance Bond as Brought Forward from Page B/17	1	Sum		-
B	Any other ITEM not included under the PRELIMINARIES AND GENERAL CONDITIONS OF SUB-CONTRACT that is necessary to complete this Electrical Installations as specified. (Provide Details Below)		Item		
TOTAL FOR BILL No 1 - PRELIMINARIES AND CONDITIONS OF SUB-CONTRACT CARRIED FORWARD TO MAIN SUMMARY PAGE					-

BILL NO 2 - ELECTRICAL POWER DISTRIBUTION

ITEM NO	DESCRIPTION	QTY	UNIT	RATE	AMOUNT
				KShs	KShs
	<p><u>Indicated Product Brands are only a guide to the quality required</u></p> <p>Supply, install, test, commission and hand over in proper working condition the following.</p>				
A	4-way recessed, TPN MCB Distribution Board incorporating 100 Amps TPN integral isolator, lockable front door, labelling front cover and spare way blanking plates. As HAGER , MERLIN GERIN or equal and approved. Type CU FP	1	No		-
B	10 Amps SP Miniature Circuit Breaker for incorporation in above Distribution Board. As SCHNEIDER or equal and approved.	4	No		-
C	32 Amps SP Miniature Circuit Breaker for incorporation in above Distribution Board. As SCHNEIDER or equal and approved.	2	No		-
D	100 Amps 4P Miniature Circuit Breaker for incorporation in the Source Distribution Panel. As SCHNEIDER EASY 9 B CURVE CAT NO EZ9S16491 or equal and approved.	1	No		-
E	32 mm diameter Sub-mains Heavy Duty PVC Conduits concealed in the Building Fabric complete with bends,couplers and all other necessary accessories for Mains power link to the cu	30	LM		-
F	25 mm diameter Heavy Duty PVC Conduits concealed in the Building Fabric complte with bends,couplers and all other necessary accessories for Lighting voice, data, security and fire Alarms links.	30	LM		-
G	4 x 10 sq. mm XLPE/SWA/PVC+1c 6sq.mm SC as ECC copper cables, drawn in 50 mm diameter Heavy Duty PVC Ducts burried in electrical trenches or clipped on cable tray from the closest sub-distribution panel to the DB at the newclassrooms(NB. The length provided here is provisional, re-measurements on site shall be conducted to establish actual length)	LM	40		-
H	Any other ITEM not included under the ELECTRICAL POWER DISTRIBUTION - that is necessary to complete this Electrical Installations as specified. (Provide Details Below)		Item		
SUB-TOTAL FOR BILL No 2 - ELECTRICAL POWER DISTRIBUTION CARRIED FORWARD TO THE SUMMARY PAGE					-

ITEM NO	DESCRIPTION	QTY	UNIT	RATE	AMOUNT
				KS hs	KS hs
	<p><u>Indicated Product Brands are only a guide to the quality required</u></p> <p>Supply, install, test, commission and hand over in proper working condition the following.</p>				
A	Lighting point, wired using 3 x 1.5 sq. mm single core PVC insulated copper cables, drawn in 20 mm diameter Heavy Duty PVC Conduits concealed in the Building Fabric and complete with bends, couplers and all other necessary accessories but excluding the light fitting and switch	26	No		-
B	10 Amps 2 gang two-way single pole moulded plateswitch for flush mounting. As Crabtree or equal and approved.	5	No		-
C	10 Amps 1 gang two-way single pole moulded plate switch for flush mounting. As Crabtree Catalogue No4070 or equal and approved.	4	No		-
D	1200mm, 1x24W LED Fitting, Surface Mounted IP65, 5000k cool white, Dust & Moisture Resistant. As ROBUSVULCAN LED CORROSION PROOF CAT. NO. R124LEDPC-01 or equal and approved. Type T1	No	26		-
E	10 Amps 3 gang two-way single pole moulded plateswitch for flush mounting. As Crabtree or equal and approved.	0	No		-

SUB-TOTAL FOR BILL No 3.1 - LIGHTING INSTALLATIONS CARRIED FORWARD TO THE SUMMARY PAGE	-
--	---

ITEM NO	DESCRIPTION	QTY	UNIT	RATE	AMOUNT
				KS hs	KS hs
	<p><u>Indicated Product Brands are only a guide to the quality required</u></p> <p>Supply, install, test, commission and hand over in proper working condition the following.</p> <p>4. RAW POWER POINTS</p>				
A	13 Amps Twin Switched Socket Outlet Point, recessed in the wall wired using 3 x 2.5 sq. mm single core PVC insulated copper cables in ring circuit drawn in 25 mm diameter Heavy Duty PVC Conduits concealed in the Building Fabric, from the Raw Power Distribution Board but without the outlet plate.	10	No		-
B	13 Amps Twin Switched STANDARD single-pole socket outlet plate for flush mounting and connection to Raw Power Supply. As CRABTREE Catalogue No 4306 or equal and approved.	10	No		-
C	Data/Telephone outlet point, recessed in the wall, with a draw wire left inside a 25mm diameter Heavy Duty PVC Conduits concealed in the walls and floor but without the outlet plate.	No	8		-
D	One gang 86mm x 86mm moulded blanking plate switch for flush mounting. As CRABTREE Catalogue No 4001 or equal and approved.	No	8		-
SUB-TOTAL FOR BILL No 4.11 - RAW POWER POINTS CARRIED FORWARD TO THE SUMMARY PAGE					-

ITEM NO	DESCRIPTION	UNIT	QTY	RATE	AMOUNT
				KS hs	KS hs
	<p><u>Indicated Product Brands are only a guide to the quality required</u></p> <p>Supply, install, test, commission and hand over the following in proper working condition the following;</p>				
A	25mm x 3mm Copper Tape Conductor complete with conductor jointing clamps and furse fixing saddles for masonry construction. As FURSE or equal and approved	LM	10		-
B	200mm Rod length by 15mm diameter copper air Terminal complete with multiple point and Air rod base. As Furse Catalogue No RA240, RA600 & SD105 or equal and approved.	No	1		-
C	25sq.mm PVC single Core Copper cable as down conductor	LM	10		-
D	38mm Dia. Heavy Duty PVC conduits concealed in the building fabric complete with bends, couplers and all other necessary accessories	LM	10		-
E	Test Clamp. As FURSE Catalogue No CN105 or equal and approved.	No	1		-
F	Earthing comprising of Copper Earth Electrode, of size 3000mm long x 15mm diameter with clamp and nuts enclosed in a concrete manhole of size 300mm x 300mm x 300mm with removable concrete cover inscribed EARTH PIT and a 38 mm diameter PVC heavy gauge conduit lead in duct for copper tape conductor.	No	1		-
G	Allow for Testing of resistivity of the soil.	Item	1		-
H	Any other item not included under the LIGHTNING PROTECTION - that is necessary to complete this electrical installations as specified (provide details)	Item			
SUB-TOTAL FOR BILL No 6 - LIGHTNING PROTECTION INSTALLATIONS CARRIED FORWARD TO THE MAIN SUMMARY PAGE					-

MAIN SUMMARY

PAGE

ITEM NO	DESCRIPTION	AMOUNT
		KS hs
A	TOTAL FOR BILL NO 1 PRELIMINARIES AND GENERAL CONDITIONS OF SUB- CONTRACT BROUGHT FORWARD TO MAIN SUMMARY PAGE	-
B	TOTAL FOR BILL NO 2 - ELECTRICAL POWER DISTRIBUTION BROUGHT FORWARD TO MAIN SUMMARY PAGE	-
C	TOTAL FOR BILL NO 3 - LIGHTING INSTALLATIONS BROUGHT FORWARD TO MAIN SUMMARY PAGE	-
D	TOTAL FOR BILL NO 4 - POWER INSTALLATIONS BROUGHT FORWARD TO MAIN SUMMARY PAGE	-
E	TOTAL FOR BILL NO 5 - LIGHTNING PROTECTION SYSTEM INSTALLATIONS BROUGHT FORWARD TO MAIN SUMMARY PAGE	-
E	ALLOW A PROVISIONAL SUM OF KSHS. 0 AS A CONTINGENCY SUM TO BE EXPENDED AT THE DISCRETION OF THE ARCHITECT/CLIENT.	-
TOTAL CARRIED TO SECOND FLOOR ELECTRICALS		-

ELECTRICAL
COLLECTION

	Element	Page	Khs.
1	Ground Floor		-
2	First Floor		-
3	Second Floor		-
<i>Total for electrical works carried to Summary</i>			-

**PC- SUMS & PROVISIONAL
SUMS**

ELEMENT 01 PRIME COST SUMS

Item	Description	Units	Qty	Rate	Amount
	PC SUMS & Provisional sums				
A	Allow a provisional sum of Ksh 200,000 for water harvesting and 2No storage tanks				200,000.00
B	Allow a provisional sum of ksh 1,000,000 for 2No sanitatin blockstone for girls and one for Boys				1,000,000.00
C	Allow a sum of ksh 50,000 for landscaping				50,000.00
D	Allow a sum of ksh 150,000 for provision of fence, gate and signage				150,000.00
E	Provide a sum of ksh 150,000 for external paving works				150,000.00
	<i>Total for pc sums carried to collection</i>				1,550,000.00

SUMMARY		PG.NO.		UNIT
01	Substructures			1 -
02	Ground floor			1 -
03	First floor			1 -
04	Second floor			1 -
05	Electrical Works			1 -
Sub-Total				
Add; Contingencies (5%)				-
Total Carried To Grand Summary				-

GRAND SUMMARY PAGE

Item	Description	Amount (Ksh/Cts)
1	PRELIMINARIES	-
2	NYAMAURO SECONDARY SCHOOL	-
3	KENYORO ELCK SECONDARY SCHOOL	-
SUBTOTAL 1		
ADD 16% V.A.T		
GRAND SUMMARY CARRIED TO FORM OF TENDER		

AMOUNT IN WORDS CARRIED TO FORM OF TENDER(KES.)

.....

.....

.....



**PART III - CONDITIONS OF CONTRACT
AND CONTRACT FORMS**

SECTION VIII - GENERAL CONDITIONS OF CONTRACT

These General Conditions of Contract (GCC), read in conjunction with the Special Conditions of Contract (SCC) and other documents listed therein, should be a complete document expressing fairly the rights and obligations of both parties.

These General Conditions of Contract have been developed on the basis of considerable international experience in the drafting and management of contracts, bearing in mind a trend in the construction industry towards simpler, more straightforward language.

The GCC can be used for both smaller admeasurement contracts and lump sum contracts.

General Conditions of Contract

A. General

1. Definitions

1.1 Bold face type is used to identify defined terms.

- a) **The Accepted Contract Amount** means the amount accepted in the Letter of Acceptance for the execution and completion of the Works and the remedying of any defects.
- b) **The Activity Schedule** is a schedule of the activities comprising the construction, installation, testing, and commissioning of the Works in a lump sum contract. It includes a lump sum price for each activity, which is used for valuations and for assessing the effects of Variations and Compensation Events.
- c) **The Adjudicator** is the person appointed jointly by the Procuring Entity and the Contractor to resolve disputes in the first instance, as provided for in GCC 23.
- d) **Bill of Quantities** means the priced and completed Bill of Quantities forming part of the Bid.
- e) **Compensation Events** are those defined in GCC Clause 42 hereunder.
- f) **The Completion Date** is the date of completion of the Works as certified by the Project Manager, in accordance with GCC Sub-Clause 53.1.
- g) **The Contract** is the Contract between the Procuring Entity and the Contractor to execute, complete, and maintain the Works. It consists of the documents listed in GCC Sub-Clause 2.3 below.
- h) **The Contractor** is the party whose Bid to carry out the Works has been accepted by the Procuring Entity.
- i) **The Contractor's Bid** is the completed bidding document submitted by the Contractor to the Procuring Entity.
- j) **The Contract Price** is the Accepted Contract Amount stated in the Letter of Acceptance and thereafter as adjusted in accordance with the Contract.
- k) **Days** are calendar days; months are calendar months.
- l) **Day works** are varied work inputs subject to payment on a time basis for the Contractor's employees and Equipment, in addition to payments for associated Materials and Plant.
- m) **A Defect** is any part of the Works not completed in accordance with the Contract.
- n) **The Defects Liability Certificate** is the certificate issued by Project Manager upon correction of defects by the Contractor.
- o) **The Defects Liability Period** is the period **named in the SCC** pursuant to Sub-Clause 34.1 and calculated from the Completion Date.
- p) **Drawings** means the drawings of the Works, as included in the Contract, and any additional and modified drawings issued by (or on behalf of) the Procuring Entity in accordance with the Contract, include calculations and other information provided or approved by the Project Manager for the execution of the Contract.
- q) **The Procuring Entity** is the party who employs the Contractor to carry out the Works, **as specified in the SCC**, who is also the Procuring Entity.
- r) **Equipment** is the Contractor's machinery and vehicles brought temporarily to the Site to construct the Works.

- s) **“In writing” or “written”** means hand-written, type-written, printed or electronically made, and resulting in a permanent record;
- t) The Initial Contract Price is the Contract Price listed in the Procuring Entity's Letter of Acceptance.
- u) **The Intended Completion Date** is the date on which it is intended that the Contractor shall complete the Works. The Intended Completion Date is **specified in the SCC**. The Intended Completion Date may be revised only by the Project Manager by issuing an extension of time or an acceleration order.
- v) **Materials** are all supplies, including consumables, used by the Contractor for incorporation in the Works.
- w) **Plant** is any integral part of the Works that shall have a mechanical, electrical, chemical, or biological function.
- x) **The Project Manager** is **Al Habshi Engineering Consultant Office (ACO) Jv Scope Design Systems Ltd** and is responsible for supervising the execution of the Works and administering the Contract.
- y) **SCC** means Special Conditions of Contract.
- z) **The Site** is the area of the works as **defined as such in the SCC**.
- aa) **Site Investigation Reports** are those that were included in the bidding document and are factual and interpretative reports about the surface and subsurface conditions at the Site.
- bb) **Specification** means the Specification of the Works included in the Contract and any modification or addition made or approved by the Project Manager.
- cc) **The Start Date** is **given in the SCC**. It is the latest date when the Contractor shall commence execution of the Works. It does not necessarily coincide with any of the Site Possession Dates.
- dd) **A Subcontractor** is a person or corporate body who has a Contract with the Contractor to carry out a part of the work in the Contract, which includes work on the Site.
- ee) **Temporary Works** are works designed, constructed, installed, and removed by the Contractor that are needed for construction or installation of the Works.
- ff) **A Variation** is an instruction given by the Project Manager which varies the Works.
- gg) **The Works** are what the Contract requires the Contractor to construct, install, and turn over to the Procuring Entity, **as defined in the SCC**.

2 Interpretation

- 21 In interpreting these GCC, words indicating one gender include all genders. Words indicating the singular also include the plural and words indicating the plural also include the singular. Headings have no significance. Words have their normal meaning under the language of the Contract unless specifically defined. The Project Manager shall provide instructions clarifying queries about these GCC.
- 22 If sectional completion is specified in the SCC, references in the GCC to the Works, the Completion Date, and the Intended Completion Date apply to any Section of the Works (other than references to the Completion Date and Intended Completion Date for the whole of the Works).
- 23 The documents forming the Contract shall be interpreted in the following order of priority:
- a) Agreement,
 - b) Letter of Acceptance,
 - c) Contractor's Bid,
 - d) Special Conditions of Contract,
 - e) General Conditions of Contract, including Appendices,
 - f) Specifications,
 - g) Drawings,
 - h) Bill of Quantities⁶, and
 - i) any other document **listed in the SCC** as forming part of the Contract.

⁶In lump sum contracts, delete “Bill of Quantities” and replace with “Activity Schedule.”

3 Language and Law

- 3.1 The language of the Contract is English Language and the law governing the Contract are the Laws of Kenya.
- 3.2 Throughout the execution of the Contract, the Contractor shall comply with the import of goods and services prohibitions in the Procuring Entity's Country when
- a) as a matter of law or official regulations, Kenya prohibits commercial relations with that country; or
 - b) by an act of compliance with a decision of the United Nations Security Council taken under Chapter VII of the Charter of the United Nations, Kenya prohibits any import of goods from that country or any payments to any country, person, or entity in that country.

4 Project Manager's Decisions

- 4.1 Except where otherwise specifically stated, the Project Manager shall decide contractual matters between the Procuring Entity and the Contractor in the role representing the Procuring Entity.

5 Delegation

- 5.1 Otherwise **specified in the SCC**, the Project Manager may delegate any of his duties and responsibilities to other people, except to the Adjudicator, after notifying the Contractor, and may revoke any delegation after notifying the Contractor.

6 Communications

- 6.1 Communications between parties that are referred to in the Conditions shall be effective only when in writing. A notice shall be effective only when it is delivered.

7 Subcontracting

- 7.1 The Contractor may subcontract with the approval of the Project Manager, but may not assign the Contract without the approval of the Procuring Entity in writing. Subcontracting shall not alter the Contractor's obligations.

8 Other Contractors

- 8.1 The Contractor shall cooperate and share the Site with other contractors, public authorities, utilities, and the Procuring Entity between the dates given in the Schedule of Other Contractors, as **referred to in the SCC**. The Contractor shall also provide facilities and services for them as described in the Schedule. The Procuring Entity may modify the Schedule of Other Contractors, and shall notify the Contractor of any such modification.

9 Personnel and Equipment

- 9.1 The Contractor shall employ the key personnel and use the equipment identified in its Bid, to carry out the Works or other personnel and equipment approved by the Project Manager. The Project Manager shall approve any proposed replacement of key personnel and equipment only if their relevant qualifications or characteristics are substantially equal to or better than those proposed in the Bid.
- 9.2 If the Project Manager asks the Contractor to remove a person who is a member of the Contractor's staff or work force, stating the reasons, the Contractor shall ensure that the person leaves the Site within seven days and has no further connection with the work in the Contract.
- 9.3 If the Procuring Entity, Project Manager or Contractor determines, that any employee of the Contractor be determined to have engaged in Fraud and Corruption during the execution of the Works, then that employee shall be removed in accordance with Clause 9.2 above.

10 Procuring Entity's and Contractor's Risks

- 10.1 The Procuring Entity carries the risks which this Contract states are Procuring Entity's risks, and the Contractor carries the risks which this Contract states are Contractor's risks.

11. Procuring Entity's Risks

11.1 From the Start Date until the Defects Liability Certificate has been issued, the following are Procuring Entity's risks:

- a) The risk of personal injury, death, or loss of or damage to property (excluding the Works, Plant, Materials, and Equipment), which are due to
 - i) use or occupation of the Site by the Works or for the purpose of the Works, which is the unavoidable result of the Works or
 - ii) negligence, breach of statutory duty, or interference with any legal right by the Procuring Entity or by any person employed by or contracted to him except the Contractor.
- b) The risk of damage to the Works, Plant, Materials, and Equipment to the extent that it is due to a fault of the Procuring Entity or in the Procuring Entity's design, or due to war or radioactive contamination directly affecting the country where the Works are to be executed.

11.2 From the Completion Date until the Defects Liability Certificate has been issued, the risk of loss of or damage to the Works, Plant, and Materials is a Procuring Entity's risk except loss or damage due to

- aa) a Defect which existed on the Completion Date,
- bb) an event occurring before the Completion Date, which was not itself a Procuring Entity's risk, or
- cc) the activities of the Contractor on the Site after the Completion Date.

12. Contractor's Risks

12.1 From the Starting Date until the Defects Liability Certificate has been issued, the risks of personal injury, death, and loss of or damage to property (including, without limitation, the Works, Plant, Materials, and Equipment) which are not Procuring Entity's risks are Contractor's risks.

13. Insurance

13.1 The Contractor shall provide, in the joint names of the Procuring Entity and the Contractor, insurance cover from the Start Date to the end of the Defects Liability Period, in the amounts and deductibles **stated in the SCC** for the following events which are due to the Contractor's risks:

- a) loss of or damage to the Works, Plant, and Materials;
- b) loss of or damage to Equipment;
- c) loss of or damage to property (except the Works, Plant, Materials, and Equipment) in connection with the Contract; and
- d) personal injury or death.

13.2 Policies and certificates for insurance shall be delivered by the Contractor to the Project Manager for the Project Manager's approval before the Start Date. All such insurance shall provide for compensation to be payable in the types and proportions of currencies required to rectify the loss or damage incurred.

13.3 If the Contractor does not provide any of the policies and certificates required, the Procuring Entity may effect the insurance which the Contractor should have provided and recover the premiums the Procuring Entity has paid from payments otherwise due to the Contractor or, if no payment is due, the payment of the premiums shall be a debt due.

13.4 Alterations to the terms of an insurance shall not be made without the approval of the Project Manager.

13.5 Both parties shall comply with any conditions of the insurance policies.

14. Site Data

14.1 The Contractor shall be deemed to have examined any Site Data **referred to in the SCC**, supplemented by any information available to the Contractor.

15. Contractor to Construct the Works

15.1 The Contractor shall construct and install the Works in accordance with the Specifications and Drawings.

16. The Works to Be Completed by the Intended Completion Date

16.1 The Contractor may commence execution of the Works on the Start Date and shall carry out the Works in accordance with the Program submitted by the Contractor, as updated with the approval of the Project Manager, and complete them by the Intended Completion Date.

17. Approval by the Project Manager

17.1 The Contractor shall submit Specifications and Drawings showing the proposed Temporary Works to the Project Manager, for his approval.

17.2 The Contractor shall be responsible for design of Temporary Works.

17.3 The Project Manager's approval shall not alter the Contractor's responsibility for design of the Temporary Works.

17.4 The Contractor shall obtain approval of third parties to the design of the Temporary Works, where required.

17.5 All Drawings prepared by the Contractor for the execution of the temporary or permanent Works, are subject to prior approval by the Project Manager before this use.

18. Safety

18.1 The Contractor shall be responsible for the safety of all activities on the Site.

19. Discoveries

19.1 Anything of historical or other interest or of significant value unexpectedly discovered on the Site shall be the property of the Procuring Entity. The Contractor shall notify the Project Manager of such discoveries and carry out the Project Manager's instructions for dealing with them.

20. Possession of the Site

20.1 The Procuring Entity shall give possession of all parts of the Site to the Contractor. If possession of a part is not given by the date **stated in the SCC**, the Procuring Entity shall be deemed to have delayed the start of the relevant activities, and this shall be a Compensation Event.

21. Access to the Site

21.1 The Contractor shall allow the Project Manager and any person authorized by the Project Manager access to the Site and to any place where work in connection with the Contract is being carried out or is intended to be carried out.

22. Instructions, Inspections and Audits

22.1 The Contractor shall carry out all instructions of the Project Manager which comply with the applicable laws where the Site is located.

22.2 The Contractor shall keep, and shall make all reasonable efforts to cause its Subcontractors and sub-consultants to keep, accurate and systematic accounts and records in respect of the Works in such form and details as will clearly identify relevant time changes and costs.

22.3 The Contractor shall permit and shall cause its subcontractors and sub-consultants to permit, the Procuring Entity and/or persons appointed by the Public Procurement Regulatory Authority to inspect the Site and/or the accounts and records relating to the procurement process, selection and/or contract execution, and to have such accounts and records audited by auditors appointed by the Public Procurement Regulatory Authority. The Contractor's and its Subcontractors' and sub-consultants' attention is drawn to Sub-Clause 25.1 (Fraud and Corruption) which provides, inter alia, that acts intended to materially impede the exercise of the Public Procurement Regulatory Authority's inspection and audit rights constitute a prohibited practice subject to contract termination (as well as to a determination of ineligibility pursuant to the Public Procurement Regulatory Authority's prevailing sanctions procedures).

23. Appointment of the Adjudicator

23.1 The Adjudicator shall be appointed jointly by the Procuring Entity and the Contractor, at the time of the Procuring Entity's issuance of the Letter of Acceptance. If, in the Letter of Acceptance, the Procuring Entity does not agree on the appointment of the Adjudicator, the Procuring Entity will request the Appointing Authority designated in the SCC, to appoint the Adjudicator within 14 days of receipt of such request.

23.2 Should the Adjudicator resign or die, or should the Procuring Entity and the Contractor agree that the Adjudicator is not functioning in accordance with the provisions of the Contract, a new Adjudicator shall be jointly appointed by the Procuring Entity and the Contractor. In case of disagreement between the Procuring Entity and the Contractor, within 30 days, the Adjudicator shall be designated by the Appointing Authority designated in the SCC at the request of either party, within 14 days of receipt of such request.

24. Settlement of Claims and Disputes

24.1 Contractor's Claims

24.1.1 If the Contractor considers itself to be entitled to any extension of the Time for Completion and/or any additional payment, under any Clause of these Conditions or otherwise in connection with the Contract, the Contractor shall give Notice to the Project Manager, describing the event or circumstance giving rise to the claim. The notice shall be given as soon as practicable, and not later than 30 days after the Contractor became aware, or should have become aware, of the event or circumstance.

24.1.2 If the Contractor fails to give notice of a claim within such period of 30 days, the Time for Completion shall not be extended, the Contractor shall not be entitled to additional payment, and the Procuring Entity shall be discharged from all liability in connection with the claim. Otherwise, the following provisions of this Sub- Clause shall apply.

24.1.3 The Contractor shall also submit any other notices which are required by the Contract, and supporting particulars for the claim, all as relevant to such event or circumstance.

24.1.4 The Contractor shall keep such contemporary records as may be necessary to substantiate any claim, either on the Site or at another location acceptable to the Project Manager. Without admitting the Procuring Entity's liability, the Project Manager may, after receiving any notice under this Sub-Clause, monitor the record- keeping and/or instruct the Contractor to keep further contemporary records. The Contractor shall permit the Project Manager to inspect all these records, and shall (if instructed) submit copies to the Project Manager.

24.1.5 Within 42 days after the Contractor became aware (or should have become aware) of the event or circumstance giving rise to the claim, or within such other period as may be proposed by the Contractor and approved by the Project Manager, the Contractor shall send to the Project Manager a fully detailed claim which includes full supporting particulars of the basis of the claim and of the extension of time and/or additional payment claimed. If the event or circumstance giving rise to the claim has a continuing effect:

- a) this fully detailed claim shall be considered as interim;
- b) the Contractor shall send further interim claims at monthly intervals, giving the accumulated delay and/or amount claimed, and such further particulars as the Project Manager may reasonably require; and
- c) the Contractor shall send a final claim within 30 days after the end of the effects resulting from the event or circumstance, or within such other period as may be proposed by the Contractor and approved by the Project Manager.

24.1.6 Within 42 days after receiving a Notice of a claim or any further particulars supporting a previous claim, or within such other period as may be proposed by the Project Manager and approved by the Contractor, the Project Manager shall respond with approval, or with disapproval and detailed comments. He may also request any necessary further particulars, but shall nevertheless give his response on the principles of the claim within the above defined time period.

24.1.7 Within the above defined period of 42 days, the Project Manager shall proceed in accordance with Sub-Clause

24.1.8 [Determinations] to agree or determine (i) the extension (if any) of the Time for Completion (before or

after its expiry) in accordance with Sub-Clause 8.4 [Extension of Time for Completion], and/or (ii) the additional payment (if any) to which the Contractor is entitled under the Contract.

24.1.9 Each Payment Certificate shall include such additional payment for any claim as has been reasonably substantiated as due under the relevant provision of the Contract. Unless and until the particulars supplied are sufficient to substantiate the whole of the claim, the Contractor shall only be entitled to payment for such part of the claim as he has been able to substantiate.

24.1.10 If the Project Manager does not respond within the timeframe defined in this Clause, either Party may consider that the claim is rejected by the Project Manager and any of the Parties may refer to Arbitration in accordance with Sub-Clause 24.4 [Arbitration].

24.1.11 The requirements of this Sub-Clause are in addition to those of any other Sub-Clause which may apply to a claim. If the Contractor fails to comply with this or another Sub-Clause in relation to any claim, any extension of time and/or additional payment shall take account of the extent (if any) to which the failure has prevented or prejudiced proper investigation of the claim, unless the claim is excluded under the second paragraph of this Sub-Clause 24.3.

24.2 Amicable Settlement

24.2.1 Where a notice of a claim has been given, both Parties shall attempt to settle the dispute amicably before the commencement of arbitration. However, unless both Parties agree otherwise, the Party giving a notice of a claim in accordance with Sub-Clause 24.1 above should move to commence arbitration after the fifty-sixth day from the day on which a notice of a claim was given, even if no attempt at an amicable settlement has been made.

24.3 Matters that may be referred to arbitration

24.3.1 Notwithstanding anything stated herein the following matters may be referred to arbitration before the practical completion of the Works or abandonment of the Works or termination of the Contract by either party:

- a) The appointment of a replacement Project Manager upon the said person ceasing to act.
- b) Whether or not the issue of an instruction by the Project Manager is empowered by these Conditions.
- c) Whether or not a certificate has been improperly withheld or is not in accordance with these Conditions.
- e) Any dispute arising in respect of war risks or war damage.
- f) All other matters shall only be referred to arbitration after the completion or alleged completion of the Works or termination or alleged termination of the Contract, unless the Procuring Entity and the Contractor agree otherwise in writing.

24.4 Arbitration

24.4.1 Any claim or dispute between the Parties arising out of or in connection with the Contract not settled amicably in accordance with Sub-Clause 24.3 shall be finally settled by arbitration.

24.4.2 No arbitration proceedings shall be commenced on any claim or dispute where notice of a claim or dispute has not been given by the applying party within ninety days of the occurrence or discovery of the matter or issue giving rise to the dispute.

24.4.3 Notwithstanding the issue of a notice as stated above, the arbitration of such a claim or dispute shall not commence unless an attempt has in the first instance been made by the parties to settle such claim or dispute amicably with or without the assistance of third parties. Proof of such attempt shall be required.

24.4.4 The Arbitrator shall, without prejudice to the generality of his powers, have powers to direct such measurements, computations, tests or valuations as may in his opinion be desirable in order to determine the rights of the parties and assess and award any sums which ought to have been the subject of or included in any certificate.

24.4.5 The Arbitrator shall, without prejudice to the generality of his powers, have powers to open up, review and revise any certificate, opinion, decision, requirement or notice and to determine all matters in dispute which shall be submitted to him in the same manner as if no such certificate, opinion, decision requirement or notice had been given.

24.4.6 The arbitrators shall have full power to open up, review and revise any certificate, determination, instruction, opinion or valuation of the Project Manager, relevant to the dispute. Nothing shall disqualify representatives of the Parties and the Project Manager from being called as a witness and giving evidence before the arbitrators on any matter whatsoever relevant to the dispute.

24.4.7 Neither Party shall be limited in the proceedings before the arbitrators to the evidence, or to the reasons for dissatisfaction given in its Notice of Dissatisfaction.

24.4.8 Arbitration may be commenced prior to or after completion of the Works. The obligations of the Parties, and the Project Manager shall not be altered by reason of any arbitration being conducted during the progress of

the Works.

24.4.9 The terms of the remuneration of each or all the members of Arbitration shall be mutually agreed upon by the Parties when agreeing the terms of appointment. Each Party shall be responsible for paying one-half of this remuneration.

245 Arbitration with National Contractors

24.5.1 If the Contract is with national contractors, arbitration proceedings will be conducted in accordance with the Arbitration Laws of Kenya. In case of any claim or dispute, such claim or dispute shall be notified in writing by either party to the other with a request to submit it to arbitration and to concur in the appointment of an Arbitrator within thirty days of the notice. The dispute shall be referred to the arbitration and final decision of a person to be agreed between the parties. Failing agreement to concur in the appointment of an Arbitrator, the Arbitrator shall be appointed, on the request of the applying party, by the Chairman or Vice Chairman of any of the following professional institutions;

- i) Architectural Association of Kenya
- ii) Institute of Quantity Surveyors of Kenya
- iii) Association of Consulting Engineers of Kenya
- iv) Chartered Institute of Arbitrators (Kenya Branch)
- v) Institution of Engineers of Kenya

24.5.2 The institution written to first by the aggrieved party shall take precedence over all other institutions.

246 Alternative Arbitration Proceedings

24.6.1 Alternatively, the Parties may refer the matter to the Nairobi Centre for International Arbitration (NCIA) which offers a neutral venue for the conduct of national and international arbitration with commitment to providing institutional support to the arbitral process.

247 Failure to Comply with Arbitrator's Decision

24.7.1 The award of such Arbitrator shall be final and binding upon the parties.

24.7.2 In the event that a Party fails to comply with a final and binding Arbitrator's decision, then the other Party may, without prejudice to any other rights it may have, refer the matter to a competent court of law.

248 Contract operations to continue

24.8.1 Notwithstanding any reference to arbitration herein,

- a) the parties shall continue to perform their respective obligations under the Contract unless they otherwise agree; and
- b) the Procuring Entity shall pay the Contractor any monies due the Contractor.

25. Fraud and Corruption

25.1 The Government requires compliance with the country's Anti-Corruption laws and its prevailing sanctions policies and procedures as set forth in the Constitution of Kenya and its Statutes.

25.2 The Procuring Entity requires the Contractor to disclose any commissions or fees that may have been paid or are to be paid to agents or any other party with respect to the bidding process or execution of the Contract. The information disclosed must include at least the name and address of the agent or other party, the amount and currency, and the purpose of the commission, gratuity or fee.

B. Time Control

26. Program

26.1 Within the time stated in the SCC, after the date of the Letter of Acceptance, the Contractor shall submit to the Project Manager for approval a Program showing the general methods, arrangements, order, and timing for all the activities in the Works. In the case of a lump sum contract, the activities in the Program shall be consistent with those in the Activity Schedule.

26.2 An update of the Program shall be a program showing the actual progress achieved on each activity and the effect of the progress achieved on the timing of the remaining work, including any changes to the sequence of the activities.

26.3 The Contractor shall submit to the Project Manager for approval an updated Program at intervals no longer

than the period stated in the SCC. If the Contractor does not submit an updated Program within this period, the Project Manager may withhold the amount stated in the SCC from the next payment certificate and continue to withhold this amount until the next payment after the date on which the overdue Program has been submitted. In the case of a lump sum contract, the Contractor shall provide an updated Activity Schedule within 14 days of being instructed to by the Project Manager.

26.4 The Project Manager's approval of the Program shall not alter the Contractor's obligations. The Contractor may revise the Program and submit it to the Project Manager again at any time. A revised Program shall show the effect of Variations and Compensation Events.

27. Extension of the Intended Completion Date

27.1 The Project Manager shall extend the Intended Completion Date if a Compensation Event occurs or a Variation is issued which makes it impossible for Completion to be achieved by the Intended Completion Date without the Contractor taking steps to accelerate the remaining work, which would cause the Contractor to incur additional cost.

27.2 The Project Manager shall decide whether and by how much to extend the Intended Completion Date within 21 days of the Contractor asking the Project Manager for a decision upon the effect of a Compensation Event or Variation and submitting full supporting information. If the Contractor has failed to give early warning of a delay or has failed to cooperate in dealing with a delay, the delay by this failure shall not be considered in assessing the new Intended Completion Date.

28. Acceleration

28.1 When the Procuring Entity wants the Contractor to finish before the Intended Completion Date, the Project Manager shall obtain priced proposals for achieving the necessary acceleration from the Contractor. If the Procuring Entity accepts these proposals, the Intended Completion Date shall be adjusted accordingly and confirmed by both the Procuring Entity and the Contractor.

28.2 If the Contractor's priced proposals for an acceleration are accepted by the Procuring Entity, they are incorporated in the Contract Price and treated as a Variation.

29. Delays Ordered by the Project Manager

29.1 The Project Manager may instruct the Contractor to delay the start or progress of any activity within the Works.

30. Management Meetings

30.1 Either the Project Manager or the Contractor may require the other to attend a management meeting. The business of a management meeting shall be to review the plans for remaining work and to deal with matters raised in accordance with the early warning procedure.

30.2 The Project Manager shall record the business of management meetings and provide copies of the record to those attending the meeting and to the Procuring Entity. The responsibility of the parties for actions to be taken shall be decided by the Project Manager either at the management meeting or after the management meeting and stated in writing to all who attended the meeting.

31. Early Warning

31.1 The Contractor shall warn the Project Manager at the earliest opportunity of specific likely future events or circumstances that may adversely affect the quality of the work, increase the Contract Price, or delay the execution of the Works. The Project Manager may require the Contractor to provide an estimate of the expected effect of the future event or circumstance on the Contract Price and Completion Date. The estimate shall be provided by the Contractor as soon as reasonably possible.

31.2 The Contractor shall cooperate with the Project Manager in making and considering proposals for how the effect of such an event or circumstance can be avoided or reduced by anyone involved in the work and in carrying out any resulting instruction of the Project Manager.

C. Quality Control

32. Identifying Defects

32.1 The Project Manager shall check the Contractor's work and notify the Contractor of any Defects that are found. Such checking shall not affect the Contractor's responsibilities. The Project Manager may instruct the Contractor to search for a Defect and to uncover and test any work that the Project Manager considers

may have a Defect.

33. Tests

33.1 If the Project Manager instructs the Contractor to carry out a test not specified in the Specification to check whether any work has a Defect and the test shows that it does, the Contractor shall pay for the test and any samples. If there is no Defect, the test shall be a Compensation Event.

34. Correction of Defects

34.1 The Project Manager shall give notice to the Contractor of any Defects before the end of the Defects Liability Period, which begins at Completion, and is defined in the SCC. The Defects Liability Period shall be extended for as long as Defects remain to be corrected.

34.2 Every time notice of a Defect is given, the Contractor shall correct the notified Defect within the length of time specified by the Project Manager's notice.

35. Uncorrected Defects

35.1 If the Contractor has not corrected a Defect within the time specified in the Project Manager's notice, the Project Manager shall assess the cost of having the Defect corrected, and the Contractor shall pay this amount.

D. Cost Control

36. Contract Price⁷

36.1 The Bill of Quantities shall contain priced items for the Works to be performed by the Contractor. The Bill of Quantities is used to calculate the Contract Price. The Contractor will be paid for the quantity of the work accomplished at the rate in the Bill of Quantities for each item.

37. Changes in the Contract Price⁸

37.1 If the final quantity of the work done differs from the quantity in the Bill of Quantities for the particular item by more than 25 percent, provided the change exceeds 1 percent of the Initial Contract Price, the Project Manager shall adjust the rate to allow for the change. The Project Manager shall not adjust rates from changes in quantities if thereby the Initial Contract Price is exceeded by more than 15 percent, except with the prior approval of the Procuring Entity.

37.2 If requested by the Project Manager, the Contractor shall provide the Project Manager with a detailed cost breakdown of any rate in the Bill of Quantities.

38. Variations

38.1 All Variations shall be included in updated Programs⁹ produced by the Contractor.

38.2 The Contractor shall provide the Project Manager with a quotation for carrying out the Variation when requested to do so by the Project Manager. The Project Manager shall assess the quotation, which shall be given within seven (7) days of the request or within any longer period stated by the Project Manager and before the Variation is ordered.

38.3 If the Contractor's quotation is unreasonable, the Project Manager may order the Variation and make a change to the Contract Price, which shall be based on the Project Manager's own forecast of the effects of the Variation on the Contractor's costs.

38.4 If the Project Manager decides that the urgency of varying the work would prevent a quotation being given and considered without delaying the work, no quotation shall be given and the Variation shall be treated as a Compensation Event.

⁷In lump sum contracts, replace GCC Sub-Clauses 36.1 as follows:

36.1 The Contractor shall provide updated Activity Schedules within 14 days of being instructed to by the Project Manager. The Activity Schedule shall contain the priced activities for the Works to be performed by the Contractor. The Activity Schedule is used to monitor and control the performance of activities on which basis the Contractor will be paid. If payment for materials on site shall be made separately, the Contractor shall show delivery of Materials to the Site separately on the Activity Schedule.

⁸In lump sum contracts, replace entire GCC Clause 37 with new GCC Sub-Clause 37.1, as follows:

The Activity Schedule shall be amended by the Contractor to accommodate changes of Program or method of working made at the Contractor's own discretion. Prices in the Activity Schedule shall not be altered when the Contractor makes such changes to the Activity Schedule.

⁹In lump sum contracts, add "and Activity Schedules" after "Programs." ¹⁰In lump sum contracts, delete this paragraph.

385The Contractor shall not be entitled to additional payment for costs that could have been avoided by giving early warning

386If the work in the Variation corresponds to an item description in the Bill of Quantities and if, in the opinion of the Project Manager, the quantity of work above the limit stated in Sub-Clause 39.1 or the timing of its execution do not cause the cost per unit of quantity to change, the rate in the Bill of Quantities shall be used to calculate the value of the Variation. If the cost per unit of quantity changes, or if the nature or timing of the work in the Variation does not correspond with items in the Bill of Quantities, the quotation by the Contractor shall be in the form of new rates for the relevant items of work

387Value Engineering: The Contractor may prepare, at its own cost, a value engineering proposal at any time during the performance of the contract. The value engineering proposal shall, at a minimum, include the following;

- a) the proposed change(s), and a description of the difference to the existing contract requirements;
- b) a full cost/benefit analysis of the proposed change(s) including a description and estimate of costs (including life cycle costs) the Procuring Entity may incur in implementing the value engineering proposal; and
- c) a description of any effect(s) of the change on performance/functionality.

388The Procuring Entity may accept the value engineering proposal if the proposal demonstrates benefits that:

- a) accelerate the contract completion period; or
- b) reduce the Contract Price or the life cycle costs to the Procuring Entity; or
- c) improve the quality, efficiency, safety or sustainability of the Facilities; or
- d) yield any other benefits to the Procuring Entity, without compromising the functionality of the Works.

389If the value engineering proposal is approved by the Procuring Entity and results in:

- a) a reduction of the Contract Price; the amount to be paid to the Contractor shall be the **percentage specified in the SCC** of the reduction in the Contract Price; or
- b) an increase in the Contract Price; but results in a reduction in life cycle costs due to any benefit described in (a) to (d) above, the amount to be paid to the Contractor shall be the full increase in the Contract Price.

39. Cash Flow Forecasts

39.1When the Program¹¹, is updated, the Contractor shall provide the Project Manager with an updated cash flow forecast. The cash flow forecast shall include different currencies, as defined in the Contract, converted as necessary using the Contract exchange rates.

40. Payment Certificates

40.1The Contractor shall submit to the Project Manager monthly statements of the estimated value of the work executed less the cumulative amount certified previously.

40.2The Project Manager shall check the Contractor's monthly statement and certify the amount to be paid to the Contractor.

40.3The value of work executed shall be determined by the Project Manager.

40.4The value of work executed shall comprise the value of the quantities of work in the Bill of Quantities that have been completed¹².

40.5The value of work executed shall include the valuation of Variations and Compensation Events.

40.6The Project Manager may exclude any item certified in a previous certificate or reduce the proportion of any item previously certified in any certificate in the light of later information.

40.7Where the contract price is different from the corrected tender price, in order to ensure the contractor is not paid less or more relative to the contract price (which would be the tender price), payment valuation certificates and variation orders on omissions and additions valued based on rates in the Bill of Quantities or schedule of rates in the Tender, will be adjusted by a plus or minus percentage. The percentage already worked out during tender evaluation is worked out as follows: $(\text{corrected tender price} - \text{tender price}) / \text{tender price} \times 100$.

41. Payments

- 41.1 Payments shall be adjusted for deductions for advance payments and retention. The Procuring Entity shall pay the Contractor the amounts certified by the Project Manager within 30 days of the date of each certificate. If the Procuring Entity makes a late payment, the Contractor shall be paid interest on the late payment in the next payment. Interest shall be calculated from the date by which the payment should have been made up to the date when the late payment is made at the prevailing rate of interest for commercial borrowing for each of the currencies in which payments are made.
- 41.2 If an amount certified is increased in a later certificate or as a result of an award by the Adjudicator or an Arbitrator, the Contractor shall be paid interest upon the delayed payment as set out in this clause. Interest shall be calculated from the date upon which the increased amount would have been certified in the absence of dispute.
- 41.3 Unless otherwise stated, all payments and deductions shall be paid or charged in the proportions of currencies comprising the Contract Price.
- 41.4 Items of the Works for which no rate or price has been entered in shall not be paid for by the Procuring Entity and shall be deemed covered by other rates and prices in the Contract.

42. Compensation Events

42.1 The following shall be Compensation Events:

- d) The Procuring Entity does not give access to a part of the Site by the Site Possession Date pursuant to GCC Sub-Clause 20.1.
- e) The Procuring Entity modifies the Schedule of Other Contractors in a way that affects the work of the Contractor under the Contract.
- f) The Project Manager orders a delay or does not issue Drawings, Specifications, or instructions required for execution of the Works on time.
- g) The Project Manager instructs the Contractor to uncover or to carry out additional tests upon work, which is then found to have no Defects.
- h) The Project Manager unreasonably does not approve a subcontract to be let.
- i) Ground conditions are substantially more adverse than could reasonably have been assumed before issuance of the Letter of Acceptance from the information issued to bidders (including the Site Investigation Reports), from information available publicly and from a visual inspection of the Site.
- j) The Project Manager gives an instruction for dealing with an unforeseen condition, caused by the Procuring Entity, or additional work required for safety or other reasons.
- k) Other contractors, public authorities, utilities, or the Procuring Entity does not work within the dates and other constraints stated in the Contract, and they cause delay or extra cost to the Contractor.
- l) The advance payment is delayed.
- m) The effects on the Contractor of any of the Procuring Entity's Risks.
- n) The Project Manager unreasonably delays issuing a Certificate of Completion.

42.2 If a Compensation Event would cause additional cost or would prevent the work being completed before the Intended Completion Date, the Contract Price shall be increased and/or the Intended Completion Date shall be extended. The Project Manager shall decide whether and by how much the Contract Price shall be increased and whether and by how much the Intended Completion Date shall be extended.

42.3 As soon as information demonstrating the effect of each Compensation Event upon the Contractor's forecast cost has been provided by the Contractor, it shall be assessed by the Project Manager, and the Contract Price shall be adjusted accordingly. If the Contractor's forecast is deemed unreasonable, the Project Manager shall adjust the Contract Price based on the Project Manager's own forecast. The Project Manager shall assume that the Contractor shall react competently and promptly to the event.

¹¹In lump sum contracts, add "or Activity Schedule" after "Program."

¹²In lump sum contracts, replace this paragraph with the following: "The value of work executed shall comprise the value of completed activities in the Activity Schedule."

42.4 The Contractor shall not be entitled to compensation to the extent that the Procuring Entity's interests are adversely affected by the Contractor's not having given early warning or not having cooperated with the Project Manager.

43. Tax

43.1 The Project Manager shall adjust the Contract Price if taxes, duties, and other levies are changed between the date 30 days before the submission of bids for the Contract and the date of the last Completion certificate. The adjustment shall be the change in the amount of tax payable by the Contractor, provided such changes are not already reflected in the Contract Price or are a result of GCC Clause 44.

44. Currency of Payment

44.1 All payments under the contract shall be made in Kenya Shillings

45. Price Adjustment

45.1 Prices shall be adjusted for fluctuations in the cost of inputs only if **provided for in the SCC**. If so provided, the amounts certified in each payment certificate, before deducting for Advance Payment, shall be adjusted by applying the respective price adjustment factor to the payment amounts due in each currency. A separate formula of the type specified below applies:

$$P = A + B I_m/I_o$$

where:

the Contract Price payable.

P is the adjustment factor for the portion of

A and B are coefficients¹³ **specified in the SCC**, representing the non-adjustable and adjustable portions, respectively, of the Contract Price payable and I_m is the index prevailing at the end of the month being invoiced and I_o is the index prevailing 30 days before Bid opening for inputs payable.

45.2 If the value of the index is changed after it has been used in a calculation, the calculation shall be corrected and an adjustment made in the next payment certificate. The index value shall be deemed to take account of all changes in cost due to fluctuations in costs.

46. Retention

46.1 The Procuring Entity shall retain from each payment due to the Contractor the proportion stated in the **SCC** until Completion of the whole of the Works.

46.2 Upon the issue of a Certificate of Completion of the Works by the Project Manager, in accordance with GCC 53.1, half the total amount retained shall be repaid to the Contractor and half when the Defects Liability Period has passed and the Project Manager has certified that all Defects notified by the Project Manager to the Contractor before the end of this period have been corrected. The Contractor may substitute retention money with an "on demand" Bank guarantee.

47. Liquidated Damages

47.1 The Contractor shall pay liquidated damages to the Procuring Entity at the rate per day stated in the **SCC** for each day that the Completion Date is later than the Intended Completion Date. The total amount of liquidated damages shall not exceed the amount defined in the **SCC**. The Procuring Entity may deduct liquidated damages from payments due to the Contractor. Payment of liquidated damages shall not affect the Contractor's liabilities.

47.2 If the Intended Completion Date is extended after liquidated damages have been paid, the Project Manager shall correct any overpayment of liquidated damages by the Contractor by adjusting the next payment certificate. The Contractor shall be paid interest on the overpayment, calculated from the date of payment to the date of repayment, at the rates specified in GCC Sub-Clause 41.1.

48. Bonus

48.1 The Contractor shall be paid a Bonus calculated at the rate per calendar day **stated in the SCC** for each day (less any days for which the Contractor is paid for acceleration) that the Completion is earlier than the Intended Completion Date. The Project Manager shall certify that the Works are complete, although they may not be due to be complete.

49. Advance Payment

- 49.1 The Procuring Entity shall make advance payment to the Contractor of the amounts stated in the SCC by the date stated in the SCC, against provision by the Contractor of an Unconditional Bank Guarantee in a form and by a bank acceptable to the Procuring Entity in amounts and currencies equal to the advance payment. The Guarantee shall remain effective until the advance payment has been repaid, but the amount of the Guarantee shall be progressively reduced by the amounts repaid by the Contractor. Interest shall not be charged on the advance payment.
- 49.2 The Contractor is to use the advance payment only to pay for Equipment, Plant, Materials, and mobilization expenses required specifically for execution of the Contract. The Contractor shall demonstrate that advance payment has been used in this way by supplying copies of invoices or other documents to the Project Manager.
- 49.3 The advance payment shall be repaid by deducting proportionate amounts from payments otherwise due to the Contractor, following the schedule of completed percentages of the Works on a payment basis. No account shall be taken of the advance payment or its repayment in assessing valuations of work done, Variations, price adjustments, Compensation Events, Bonuses, or Liquidated Damages.

50. Securities

- 50.1 The Performance Security shall be provided to the Procuring Entity no later than the date specified in the Letter of Acceptance and shall be issued in an amount **specified in the SCC**, by a bank or surety acceptable to the Procuring Entity, and denominated in the types and proportions of the currencies in which the Contract Price is payable. The Performance Security shall be valid until a date 28 day from the date of issue of the Certificate of Completion in the case of a Bank Guarantee, and until one year from the date of issue of the Completion Certificate in the case of a Performance Bond.

51. Dayworks

- 51.1 If applicable, the Dayworks rates in the Contractor's Bid shall be used only when the Project Manager has given written instructions in advance for additional work to be paid for in that way.
- 51.2 All work to be paid for as Dayworks shall be recorded by the Contractor on forms approved by the Project Manager. Each completed form shall be verified and signed by the Project Manager within two days of the work being done.
- 51.3 The Contractor shall be paid for Dayworks subject to obtaining signed Dayworks forms.

52. Cost of Repairs

- 52.1 Loss or damage to the Works or Materials to be incorporated in the Works between the Start Date and the end of the Defects Correction periods shall be remedied by the Contractor at the Contractor's cost if the loss or damage arises from the Contractor's acts or omissions.

E. Finishing the Contract

53. Completion

- 53.1 The Contractor shall request the Project Manager to issue a Certificate of Completion of the Works, and the Project Manager shall do so upon deciding that the whole of the Works is completed.

54. Taking Over

- 54.1 The Procuring Entity shall take over the Site and the Works within seven days of the Project Manager's issuing a certificate of Completion.

55. Final Account

- 55.1 The Contractor shall supply the Project Manager with a detailed account of the total amount that the Contractor considers payable under the Contract before the end of the Defects Liability Period. The Project Manager shall issue a Defects Liability Certificate and certify any final payment that is due to the Contractor within 56 days of receiving the Contractor's account if it is correct and complete. If it is not, the Project Manager shall issue within 56 days a schedule that states the scope of the corrections or additions that are necessary. If the Final Account is still unsatisfactory after it has been resubmitted, the Project Manager shall decide on the amount payable to the Contractor and issue a payment certificate.

¹³The sum of the two coefficients A and B should be 1 (one) in the formula for each currency. Normally, both coefficients shall be the same in the formulae for all currencies, since coefficient A, for the non-adjustable portion of the payments, is a very approximate figure (usually 0.15) to take account of fixed cost elements or other non-adjustable components. The sum of the adjustments for each currency are added to the Contract Price.

56. Operating and Maintenance Manuals

56.1 If “as built” Drawings and/or operating and maintenance manuals are required, the Contractor shall supply them by the dates stated in the SCC.

56.2 If the Contractor does not supply the Drawings and/or manuals by the dates stated in the SCC pursuant to GCC Sub-Clause 56.1, or they do not receive the Project Manager's approval, the Project Manager shall withhold the amount **stated in the SCC** from payments due to the Contractor.

57. Termination

57.1 The Procuring Entity or the Contractor may terminate the Contract if the other party causes a fundamental breach of the Contract.

57.2 Fundamental breaches of Contract shall include, but shall not be limited to, the following:

- a) the Contractor stops work for 30 days when no stoppage of work is shown on the current Program and the stoppage has not been authorized by the Project Manager;
- b) the Project Manager instructs the Contractor to delay the progress of the Works, and the instruction is not withdrawn within 30 days;
- c) the Procuring Entity or the Contractor is made bankrupt or goes into liquidation other than for a reconstruction or amalgamation;
- d) a payment certified by the Project Manager is not paid by the Procuring Entity to the Contractor within 84 days of the date of the Project Manager's certificate;
- e) the Project Manager gives Notice that failure to correct a particular Defect is a fundamental breach of Contract and the Contractor fails to correct it within a reasonable period of time determined by the Project Manager;
- f) the Contractor does not maintain a Security, which is required;
- g) the Contractor has delayed the completion of the Works by the number of days for which the maximum amount of liquidated damages can be paid, as **defined in the SCC**; or
- h) if the Contractor, in the judgment of the Procuring Entity has engaged in Fraud and Corruption, as defined in paragraph 2.2 a of the Appendix A to the GCC, in competing for or in executing the Contract, then the Procuring Entity may, after giving fourteen (14) days written notice to the Contractor, terminate the Contract and expel him from the Site.

57.3 Notwithstanding the above, the Procuring Entity may terminate the Contract for convenience.

57.4 If the Contract is terminated, the Contractor shall stop work immediately, make the Site safe and secure, and leave the Site as soon as reasonably possible.

57.5 When either party to the Contract gives notice of a breach of Contract to the Project Manager for a cause other than those listed under GCC Sub-Clause 56.2 above, the Project Manager shall decide whether the breach is fundamental or not.

58. Payment upon Termination

58.1 If the Contract is terminated because of a fundamental breach of Contract by the Contractor, the Project Manager shall issue a certificate for the value of the work done and Materials ordered less advance payments received up to the date of the issue of the certificate and less the percentage to apply to the value of the work not completed, as specified in the SCC. Additional Liquidated Damages shall not apply. If the total amount due to the Procuring Entity exceeds any payment due to the Contractor, the difference shall be a debt payable to the Procuring Entity.

58.2 If the Contract is terminated for the Procuring Entity's convenience or because of a fundamental breach of Contract by the Procuring Entity, the Project Manager shall issue a certificate for the value of the work done, Materials ordered, the reasonable cost of removal of Equipment, repatriation of the Contractor's personnel employed solely on the Works, and the Contractor's costs of protecting and securing the Works, and less advance payments received up to the date of the certificate.

59. Property

59.1 All Materials on the Site, Plant, Equipment, Temporary Works, and Works shall be deemed to be the property of the Procuring Entity if the Contract is terminated because of the Contractor's default.

60. Release from Performance

60. If the Contract is frustrated by the outbreak of war or by any other event entirely outside the control of either the Procuring Entity or the Contractor, the Project Manager shall certify that the Contract has been frustrated. The Contractor shall make the Site safe and stop work as quickly as possible after receiving this certificate and shall be paid for all work carried out before receiving it and for any work carried out afterwards to which a commitment was made.

SECTION IX - SPECIAL CONDITIONS OF CONTRACT

Number of SC Clause	Amendments of, and Supplements to, Clauses in the General Conditions of Contract
A. General	
SCC 1.1 (q)	The Procuring Entity is Ministry of Education, State Department for Basic Education
SCC 1.1 (u)	The Intended Completion Date for the whole of the Works shall be 6 Months after commencement date.
SCC 1.1 (x)	The Project Manager is AL HABSHI ENGINEERING CONSULTANT OFFICE (ACO) JV SCOPE DESIGN SYSTEMS LTD.
SCC 1.1 (z)	The Site is located at the respective schools; Esise Primary School, Manga Girls Secondary School and St. Patrick Kahawa Secondary in Borabu Constituency - Nyamira County
SCC 1.1 (cc)	To be inserted after award The Start Date shall be : <i>as agreed after handing over or as per handing over certificate date</i>
SCC 1.1 (gg)	The Works consist of Construction of ... classrooms,...Laboratories,..... Sanitary, ... administration block,....., Dormitories[<i>insert brief summary, including relationship to other contracts under the Project</i>].
SCC 2.2	Sectional Completions are: Not applicable
SCC 5.1	The Project manager may not delegate any of his duties and responsibilities.
SCC 8.1	Schedule of other contractors: Not Applicable
SCC 9.1	Key Personnel GCC 9.1 is replaced with the following: 9.1 Key Personnel are the Contractor's personnel named in this GCC 9.1 of the Special Conditions of Contract. The Contractor shall employ the Key Personnel and use the equipment identified in its Bid, to carry out the Works or other personnel and equipment approved by the Project Manager. The Project Manager shall approve any proposed replacement of Key Personnel and equipment only if their relevant qualifications or characteristics are substantially equal to or better than those proposed in the Bid. [insert the name/s of each Key Personnel agreed by the Procuring Entity prior to Contract signature.]
SCC 13.1	The minimum insurance amounts and deductibles shall be: (a) for loss or damage to the Works, Plant and Materials: <i>As per the applicable rate and law</i> (b) For loss or damage to Equipment: <i>As per the applicable rate and law</i> (c) for loss or damage to property (except the Works, Plant, Materials, and Equipment) in connection with Contract; <i>As per the applicable rate and law</i> (d) for personal injury or death: (i) of the Contractor's employees: <i>As per the applicable rate and law</i> (ii) of other people: <i>As per the applicable rate and law</i>
SCC 14.1	Site Data are: As per the attached list of facilities in each school
SCC 20.1	To be filled after tendering process

Number of SC Clause	Amendments of, and Supplements to, Clauses in the General Conditions of Contract
	The Site Possession Date(s) shall be: <i>[insert location(s) and date(s)]</i>
SCC 23.1 & SCC 23.2	Appointing Authority for the Adjudicator: CIArb Kenyan Chapter, IQSK, or AAK.
	Hourly rate and types of reimbursable expenses to be paid to the Adjudicator: As per the standard fees of the proposed bodies above.
B. Time Control	
SCC 26.1	The Contractor shall submit for approval a Program for the Works within 7 days from the date of the Letter of Acceptance.
SCC 26.3	The period between Program updates is 14 days. The amount to be withheld for late submission of an updated Program is ; The due certificate amount
C. Quality Control	
SCC 34.1	The Defects Liability Period is: 120-180 days.
D. Cost Control	
SCC 44.1	The currency of the Procuring Entity's Country is: Kenya Shillings
SCC 45.1	The Contract is not subject to price adjustment in accordance with GCC Clause 45, and the following information regarding coefficients does not apply. The coefficients for adjustment of prices are: N/A (a) <i>[insert percentage]</i> percent nonadjustable element (coefficient A). (ib) <i>[insert percentage]</i> percent adjustable element (coefficient B). (c) The Index I for shall be <i>[insert index]</i> .
SCC 46.1	The proportion of payments retained is: 10%
SCC 47.1	The liquidated damages for the whole of the Works are 0.1% per day. The maximum amount of liquidated damages for the whole of the Works is 10% of the final Contract Price.
SCC 49.1	The Advance Payments shall be: 10% of the contract amount and shall be paid to the Contractor no later than 30 days upon request and approval <i>[insert date(s)]</i> .
SCC 50.1	The Performance Security amount is: 10% (To insert amount after award before signing of contract <i>[insert amount(s) denominated in the types and proportions of the currencies in which the Contract Price is payable, or in a freely convertible currency acceptable to the Procuring Entity]</i>) (a) Performance Security – Bank Guarantee: in the amount(s) of <i>[insert related figure(s)]</i> percent of the Accepted Contract Amount and in the same currency(ies) of the Accepted Contract Amount.
E. Finishing the Contract	
SCC 56.1	The date by which operating and maintenance manuals are required is <i>[insert date]</i> . The date by which “as built” drawings are required is <i>[insert date]</i> .
SCC 56.2	The amount to be withheld for failing to produce “as built” drawings and/or operating and maintenance manuals by the date required in GCC 58.1 is ;the certificate amount due to the contractor <i>[insert amount in local currency]</i> .

Number of SC Clause	Amendments of, and Supplements to, Clauses in the General Conditions of Contract
SCC 57.2 (g)	The maximum number of days is: 100 days <i>[insert number; consistent with Clause 47.1 on liquidated damages]</i> .
SCC 58.1	The percentage to apply to the value of the work not completed, representing the Procuring Entity's additional cost for completing the Works, is <i>[insert percentage]</i> .

FORM No 1: NOTIFICATION OF INTENTION TO AWARD

This Notification of Intention to Award shall be sent to each Tenderer that submitted a Tender. Send this Notification to the Tenderer's Authorized Representative named in the Tender Information Form on the format below.

FORMAT

1. For the attention of Tenderer's Authorized Representative

- i) Name: *[insert Authorized Representative's name]*
- ii) Address: *[insert Authorized Representative's Address]*
- iii) Telephone: *[insert Authorized Representative's telephone/fax numbers]*
- iv) Email Address: *[insert Authorized Representative's email address]*

[IMPORTANT: insert the date that this Notification is transmitted to Tenderers. The Notification must be sent to all Tenderers simultaneously. This means on the same date and as close to the same time as possible.]

2. Date of transmission: *[email]* on *[date]* (local time)

This Notification is sent by *(Name and designation)* _____

3. Notification of Intention to Award

- i) Procuring Entity: *[insert the name of the Procuring Entity]*
- ii) Project: *[insert name of project]*
- iii) Contract title: *[insert the name of the contract]*
- iv) Country: *[insert country where ITT is issued]*
- v) ITT No: *[insert ITT reference number from Procurement Plan]*

This Notification of Intention to Award (Notification) notifies you of our decision to award the above contract. The transmission of this Notification begins the Standstill Period. During the Standstill Period, you may:

4. Request a debriefing in relation to the evaluation of your tender

Submit a Procurement-related Complaint in relation to the decision to award the contract.

a) The successful tenderer

i) Name of successful Tender _____

ii) Address of the successful Tender _____

iii) Contract price of the successful Tender Kenya Shillings _____

(in words _____)

b) Other Tenderers

Names of all Tenderers that submitted a Tender. If the Tender's price was evaluated include the evaluated price as well as the Tender price as read out. For Tenders not evaluated, give one main reason the Tender was unsuccessful.

SNo	Name of Tender	Tender Price as read out	Tender's evaluated price (Note a)	One Reason Why not Evaluated
1				
2				
3				
4				
5				

(Note a) State NE if not evaluated

5. How to request a debriefing

- a) DEADLINE: The deadline to request a debriefing expires at midnight on *[insert date]* (local time).
- b) You may request a debriefing in relation to the results of the evaluation of your Tender. If you decide to request a debriefing your written request must be made within three (3) Business Days of receipt of this Notification of Intention to Award.
- c) Provide the contract name, reference number, name of the Tenderer, contact details; and address the request for debriefing as follows:
 - i) Attention: *[insert full name of person, if applicable]*
 - ii) Title/position: *[insert title/position]*
 - iii) Agency: *[insert name of Procuring Entity]*
 - iv) Email address: *[insert email address]*
- d) If your request for a debriefing is received within the 3 Days deadline, we will provide the debriefing within five (3) Business Days of receipt of your request. If we are unable to provide the debriefing within this period, the Standstill Period shall be extended by five (3) Days after the date that the debriefing is provided. If this happens, we will notify you and confirm the date that the extended Standstill Period will end.
- e) The debriefing may be in writing, by phone, video conference call or in person. We shall promptly advise you in writing how the debriefing will take place and confirm the date and time.
- f) If the deadline to request a debriefing has expired, you may still request a debriefing. In this case, we will provide the debriefing as soon as practicable, and normally no later than fifteen (15) Days from the date of publication of the Contract Award Notice.

6. How to make a complaint

- a) Period: Procurement-related Complaint challenging the decision to award shall be submitted by midnight, *[insert date]* (local time).
- b) Provide the contract name, reference number, name of the Tenderer, contact details; and address the Procurement-related Complaint as follows:
 - i) Attention: *[insert full name of person, if applicable]*
 - ii) Title/position: *[insert title/position]*
 - iii) Agency: *[insert name of Procuring Entity]*
 - iv) Email address: *[insert email address]*
- c) At this point in the procurement process, you may submit a Procurement-related Complaint challenging the decision to award the contract. You do not need to have requested, or received, a debriefing before making this complaint. Your complaint must be submitted within the Standstill Period and received by us before the Standstill Period ends.
- d) Further information: For more information refer to the Public Procurement and Disposals Act 2015 and its Regulations available from the Website info@ppra.go.ke or complaints@ppra.go.ke. You should read these documents before preparing and submitting your complaint.
- e) There are four essential requirements:
 - i) You must be an 'interested party'. In this case, that means a Tenderer who submitted a Tender in this tendering process, and is the recipient of a Notification of Intention to Award.

- ii) The complaint can only challenge the decision to award the contract.
- iii) You must submit the complaint within the period stated above.
- iv) You must include, in your complaint, all of the information required to support your complaint.

7. Standstill Period

- i) DEADLINE: The Standstill Period is due to end at midnight on [*insert date*] (local time).
- ii) The Standstill Period lasts ten (14) Days after the date of transmission of this Notification of Intention to Award.
- iii) The Standstill Period may be extended as stated in paragraph Section 5 (d) above.

If you have any questions regarding this Notification please do not hesitate to contact us. On behalf of the Procuring Entity:

Signature: _____ **Name:** _____

Title/position: _____ **Telephone:** ____ **Email:** _____

FORM NO. 2 - REQUEST FOR REVIEW

FORM FOR REVIEW(r.203(1))

PUBLIC PROCUREMENT ADMINISTRATIVE REVIEW BOARD

APPLICATION NO.....OF.....20.....

BETWEEN

.....**APPLICANT**

AND

.....**RESPONDENT (Procuring Entity)**

Request for review of the decision of the..... (Name of the Procuring Entity ofdated the...day of20.....in the matter of Tender No.....of20..... for(Tender description).

REQUEST FOR REVIEW

I/We.....,the above named Applicant(s), of address: Physical address.....P. O. Box No..... Tel. No.....Email, hereby request the Public Procurement Administrative Review Board to review the whole/part of the above mentioned decision on the following grounds , namely:

- 1.
- 2.

By this memorandum, the Applicant requests the Board for an order/orders that:

- 1.
- 2.

SIGNED(Applicant) Dated on.....day of/...20.....

FOR OFFICIAL USE ONLY Lodged with the Secretary Public Procurement Administrative Review Board on.....day of20.....

SIGNED

Board Secretary

FORM NO 3: LETTER OF AWARD

[letterhead paper of the Procuring Entity] [date]

To: *[name and address of the Contractor]*

This is to notify you that your Tender dated *[date]* for execution of the *[name of the Contract and identification number, as given in the Contract Data]* for the Accepted Contract Amount *[amount in numbers and words] [name of currency]*, as corrected and modified in accordance with the Instructions to Tenderers, is hereby accepted by (*name of Procuring Entity*).

You are requested to furnish the Performance Security within 30 days in accordance with the Conditions of Contract, using, for that purpose, one of the Performance Security Forms included in Section VIII, Contract Forms, of the Tender Document.

Authorized Signature:.....

Name and Title of Signatory:.....

Name of Procuring Entity.....

Attachment: *Contract Agreement*.....

FORM NO 4: CONTRACT AGREEMENT

THIS AGREEMENT made the _____ day of _____, 20____, between _____ of _____ (hereinafter “the Procuring Entity”), of the one part, and _____ of _____ (hereinafter “the Contractor”), of the other part:

WHEREAS the Procuring Entity desires that the Works known as _____ should be executed by the Contractor, and has accepted a Tender by the Contractor for the execution and completion of these Works and the remedying of any defects therein,

The Procuring Entity and the Contractor agree as follows:

1. In this Agreement words and expressions shall have the same meanings as are respectively assigned to them in the Contract documents referred to.
2. The following documents shall be deemed to form and be read and construed as part of this Agreement. This Agreement shall prevail over all other Contract documents.
 - a) the Letter of Acceptance
 - b) the Letter of Tender
 - c) the addenda Nos _____ (if any)
 - d) the Special Conditions of Contract
 - e) the General Conditions of Contract;
 - f) the Specifications
 - g) the Drawings; and
 - h) the completed Schedules and any other documents forming part of the contract.
3. In consideration of the payments to be made by the Procuring Entity to the Contractor as specified in this Agreement, the Contractor hereby covenants with the Procuring Entity to execute the Works and to remedy defects therein in conformity in all respects with the provisions of the Contract.
4. The Procuring Entity hereby covenants to pay the Contractor in consideration of the execution and completion of the Works and the remedying of defects therein, the Contract Price or such other sum as may become payable under the provisions of the Contract at the times and in the manner prescribed by the Contract.

IN WITNESS whereof the parties hereto have caused this Agreement to be executed in accordance with the Laws of Kenya on the day, month and year specified above.

Signed and sealed by _____ (for the Procuring Entity)

Signed and sealed by _____ (for the Contractor).

FORM NO. 5 - PERFORMANCE SECURITY

[Option 1 - Unconditional Demand Bank Guarantee]

[Guarantor letterhead]

Beneficiary: _____ *[insert name and Address of Procuring Entity]* **Date:** _____

_____ *[Insert date of issue]*

Guarantor: *[Insert name and address of place of issue, unless indicated in the letterhead]*

1. We have been informed that _____ (hereinafter called "the Contractor") has entered into Contract No. _____ dated _____ with (name of Procuring Entity) _____ (the Procuring Entity as the Beneficiary), for the execution of _____ (hereinafter called "the Contract").
2. Furthermore, we understand that, according to the conditions of the Contract, a performance guarantee is required.
3. At the request of the Contractor, we as Guarantor, hereby irrevocably undertake to pay the Beneficiary any sum or sums not exceeding in total an amount of _____ (in words),¹ such sum being payable in the types and proportions of currencies in which the Contract Price is payable, upon receipt by us of the Beneficiary's complying demand supported by the Beneficiary's statement, whether in the demand itself or in a separate signed document accompanying or identifying the demand, stating that the Applicant is in breach of its obligation(s) under the Contract, without the Beneficiary needing to prove or to show grounds for your demand or the sum specified therein.
4. This guarantee shall expire, no later than the Day of, 2.....², and any demand for payment under it must be received by us at the office indicated above on or before that date.
5. The Guarantor agrees to a one-time extension of this guarantee for a period not to exceed *[six months]* *[one year]*, in response to the Beneficiary's written request for such extension, such request to be presented to the Guarantor before the expiry of the guarantee."

[Name of Authorized Official, signature(s) and seals/stamps].

Note: *All italicized text (including footnotes) is for use in preparing this form and shall be deleted from the final product.*

¹The Guarantor shall insert an amount representing the percentage of the Accepted Contract Amount specified in the Letter of Acceptance, less provisional sums, if any, and denominated either in the currency of the Contract or a freely convertible currency acceptable to the Beneficiary.

²Insert the date twenty-eight days after the expected completion date as described in GC Clause 11.9. The Procuring Entity should note that in the event of an extension of this date for completion of the Contract, the Procuring Entity would need to request an extension of this guarantee from the Guarantor. Such request must be in writing and must be made prior to the expiration date established in the guarantee.

FORM NO. 7 - ADVANCE PAYMENT SECURITY

[Demand Bank Guarantee]

[Guarantor letterhead]

Beneficiary: _____ *[Insert name and Address of Procuring Entity]*

Date: _____ *[Insert date of issue]*

ADVANCE PAYMENT GUARANTEE No.: _____ *[Insert guarantee reference number]* **Guarantor:** _____

_____ *[Insert name and address of place of issue, unless indicated in the letterhead]*

1. We have been informed that _____ (hereinafter called “the Contractor”) has entered into Contract No. _____ dated _____ with the Beneficiary, for the execution of _____
2. Furthermore, we understand that, according to the conditions of the Contract, an advance payment in the sum _____ (in words) is to be made against an advance payment guarantee.
3. At the request of the Contractor, we as Guarantor, hereby irrevocably undertake to pay the Beneficiary any sum or sums not exceeding in total an amount of _____ (in words _____)¹ upon receipt by us of the Beneficiary's complying demand supported by the Beneficiary's statement, whether in the demand itself or in a separate signed document accompanying or identifying the demand, stating either that the Applicant:
 - a) has used the advance payment for purposes other than the costs of mobilization in respect of the Works; or
 - b) has failed to repay the advance payment in accordance with the Contract conditions, specifying the amount which the Applicant has failed to repay.
4. A demand under this guarantee may be presented as from the presentation to the Guarantor of a certificate from the Beneficiary's bank stating that the advance payment referred to above has been credited to the Contractor on its account number _____ at _____.
5. The maximum amount of this guarantee shall be progressively reduced by the amount of the advance payment repaid by the Contractor as specified in copies of interim statements or payment certificates which shall be presented to us. This guarantee shall expire, at the latest, upon our receipt of a copy of the interim payment certificate indicating that ninety (90) percent of the Accepted Contract Amount, less provisional sums, has been certified for payment, or on the ____ day of _____, 2², whichever is earlier. Consequently, demand for payment under this guarantee must be received by us at this office on or before that date.
6. The Guarantor agrees to a one-time extension of this guarantee for a period not to exceed *[six months][one year]*, in response to the Beneficiary's written request for such extension, such request to be presented to the Guarantor before the expiry of the guarantee.

[Name of Authorized Official, signature(s) and seals/stamps]

Note: All italicized text (including footnotes) is for use in preparing this form and shall be deleted from the final product.

¹The Guarantor shall insert an amount representing the amount of the advance payment and denominated either in the currency of the advance payment as specified in the Contract.

²Insert the expected expiration date of the Time for Completion. The Procuring Entity should note that in the event of an extension of the time for completion of the Contract, the Procuring Entity would need to request an extension of this guarantee from the Guarantor. Such request must be in writing and must be made prior to the expiration date established in the guarantee.

FORM NO. 8 - RETENTION MONEY SECURITY

[Demand Bank Guarantee]

[Guarantor letterhead]

Beneficiary: _____ *[Insert name and Address of Procuring Entity]*

Date: _____ *[Insert date of issue]*

Advance payment guarantee no. *[Insert guarantee reference number]*

Guarantor: *[Insert name and address of place of issue, unless indicated in the letterhead]*

1. We have been informed that _____ *[insert name of Contractor, which in the case of a joint venture shall be the name of the joint venture]* (hereinafter called "the Contractor") has entered into Contract No. _____ *[insert reference number of the contract]* dated _____ with the Beneficiary, for the execution of _____ *[insert name of contract and brief description of Works]* (hereinafter called "the Contract").
2. Furthermore, we understand that, according to the conditions of the Contract, the Beneficiary retains moneys up to the limit set forth in the Contract ("the Retention Money"), and that when the Taking-Over Certificate has been issued under the Contract and the first half of the Retention Money has been certified for payment, and payment of *[insert the second half of the Retention Money]* is to be made against a Retention Money guarantee.
3. At the request of the Contractor, we, as Guarantor, hereby irrevocably undertake to pay the Beneficiary any sum or sums not exceeding in total an amount of *[insert amount in figures]* _____ *[insert amount in words _____]* upon receipt by us of the Beneficiary's complying demand supported by the Beneficiary's statement, whether in the demand itself or in a separate signed document accompanying or identifying the demand, stating that the Contractor is in breach of its obligation(s) under the Contract, without your needing to prove or show grounds for your demand or the sum specified therein.
4. A demand under this guarantee may be presented as from the presentation to the Guarantor of a certificate from the Beneficiary's bank stating that the second half of the Retention Money as referred to above has been credited to the Contractor on its account number _____ at _____ *[insert name and address of Applicant's bank]*.
5. This guarantee shall expire no later than the Day of, 2.....², and any demand for payment under it must be received by us at the office indicated above on or before that date.
6. The Guarantor agrees to a one-time extension of this guarantee for a period not to exceed *[six months]* *[one year]*, in response to the Beneficiary's written request for such extension, such request to be presented to the Guarantor before the expiry of the guarantee.

[Name of Authorized Official, signature(s) and seals/stamps]

Note: All italicized text (including footnotes) is for use in preparing this form and shall be deleted from the final product.

¹The Guarantor shall insert an amount representing the amount of the second half of the Retention Money.

²Insert a date that is twenty-eight days after the expiry of retention period after the actual completion date of the contract. The Procuring Entity should note that in the event of an extension of this date for completion of the Contract, the Procuring Entity would need to request an extension of this guarantee from the Guarantor. Such request must be in writing and must be made prior to the expiration date established in the guarantee.

FORM NO. 9 BENEFICIAL OWNERSHIP DISCLOSURE FORM

(Amended and issued pursuant to PPRA CIRCULAR No. 02/2022)

INSTRUCTIONS TO TENDERERS: DELETE THIS BOX ONCE YOU HAVE COMPLETED THE FORM

This Beneficial Ownership Disclosure Form ("Form") is to be completed by the successful tenderer pursuant to Regulation 13 (2A) and 13 (6) of the Companies (Beneficial Ownership Information) Regulations, 2020. In case of joint venture, the tenderer must submit a separate Form for each member. The beneficial ownership information to be submitted in this Form shall be current as of the date of its submission.

For the purposes of this Form, a Beneficial Owner of a Tenderer is any natural person who ultimately owns or controls the legal person (tenderer) or arrangements or a natural person on whose behalf a transaction is conducted, and includes those persons who exercise ultimate effective control over a legal person (Tenderer) or arrangement.

Tender Reference No.: _____ [insert identification no]

Name of the Tender Title/Description: _____ [insert name of the assignment] to:

_____ [insert complete name of Procuring Entity]

In response to the requirement in your notification of award dated _____ [insert date of notification of award] to furnish additional information on beneficial ownership: _____ [select one option as applicable and delete the options that are not applicable]

I) We here by provide the following beneficial ownership information.

Details of beneficial ownership

Details of all Beneficial Owners		% of shares a person holds in the company Directly or indirectly	% of voting rights a person holds in the company	Whether a person directly or indirectly holds a right to appoint or remove a member of the board of directors of the company or an equivalent governing body of the Tenderer (Yes / No)	Whether a person directly or indirectly exercises significant influence or control over the Company (tenderer) (Yes / No)
1.	Full Name	Directly----- ----- % of shares	Directly.....% of voting rights	1. Having the right to appoint a majority of the board of the directors or an equivalent governing body of the Tenderer: Yes ----No---- 2. Is this right held directly or indirectly?: Direct..... ... Indirect.....	1. Exercises significant influence or control over the Company body of the Company (tenderer) Yes ----No---- 2. Is this influence or control exercised directly or indirectly? Direct..... Indirect.....
	National identity card number or Passport number				
	Personal Identification Number (where applicable)	Indirectly---- ----- % of shares	Indirectly----- % of voting rights		
	Nationality				
	Date of birth [dd/mm/yyyy]				
	Postal address				
	Residential address				
	Telephone number				
	Email address				
	Occupation or profession				
2.	Full Name	Directly----- ----- % of shares	Directly.....% of voting rights	1. Having the right to appoint a majority of the board of the directors or an equivalent governing body of the Tenderer:	1. Exercises significant influence or control over the Company body of the Company
	National identity card number or Passport number				
	Personal	Indirectly-----	Indirectly-----		

Details of all Beneficial Owners		% of shares a person holds in the company Directly or indirectly	% of voting rights a person holds in the company	Whether a person directly or indirectly holds a right to appoint or remove a member of the board of directors of the company or an equivalent governing body of the Tenderer (Yes / No)	Whether a person directly or indirectly exercises significant influence or control over the Company (tenderer) (Yes / No)
Identification Number (where applicable)		Indirectly---- ----- % of shares	% of voting rights	Yes ----No---- 2. Is this right held directly or indirectly?: Direct..... ... Indirect.....	(tenderer) Yes ----No---- 2. Is this influence or control exercised directly or indirectly? Direct..... Indirect.....
Nationality(ies)					
Date of birth [dd/mm/yyyy]					
Postal address					
Residential address					
Telephone number					
Email address					
Occupation or profession					
3.					
e.t					
.c					

II) Am fully aware that beneficial ownership information above shall be reported to the Public Procurement Regulatory Authority together with other details in relation to contract awards and shall be maintained in the Government Portal, published and made publicly available pursuant to Regulation 13(5) of the Companies (Beneficial Ownership Information) Regulations, 2020.(Notwithstanding this paragraph Personally Identifiable Information in line with the Data Protection Act shall not be published or made public). *Note that Personally Identifiable Information (PII) is defined as any information that can be used to distinguish one person from another and can be used to deanonymize previously anonymous data. This information includes National identity card number or Passport number, Personal Identification Number, Date of birth, Residential address, email address and Telephone number.*

III) In determining who meets the threshold of who a beneficial owner is, the Tenderer must consider a natural person who in relation to the company:

- (a) holds at least ten percent of the issued shares in the company either directly or indirectly;
- (b) exercises at least ten percent of the voting rights in the company either directly or indirectly;
- (c) holds a right, directly or indirectly, to appoint or remove a director of the company; or
- (d) exercises significant influence or control, directly or indirectly, over the company.

IV) What is stated to herein above is true to the best of my knowledge, information and belief.

Name of the Tenderer:*[insert complete name of the Tenderer]_____

Name of the person duly authorized to sign the Tender on behalf of the Tenderer: ** [insert complete name of person duly authorized to sign the Tender]

Designation of the person signing the Tender: [insert complete title of the person signing the Tender]

Signature of the person named above: [insert signature of person whose name and capacity are shown above]

Date this [insert date of signing] day of..... [Insert month], [insert year]

Bidder Official Stamp